

Carlos R. Rodriguez
Contractor, Communications Team
ACE Business Office
U.S. Customs and Border Protection

ACE Program Status, Portal and Reports Presentation

Chicago Customs Brokers and Forwarders Association



August 18, 2016



**U.S. Customs and
Border Protection**

U.S. Single Window for Trade



INTERNATIONAL TRADE

- In FY 2015, CBP processed more than \$2.4 trillion in imports and more than \$1.5 trillion in exports, and collected approximately \$46 billion in duties, taxes and fees.

ACE / ITDS

- Executive Order establishes deadline of December 2016 for implementation
- ACE is the technology enabler through which Single Window processing will be achieved
- Key features to enable Single Window processing have been implemented

PARTNER GOVERNMENT AGENCIES

- 47 Partner Government Agencies
- Largely paper-based with multiple entry systems
- Nearly 200 forms required for imports and exports



Quicker data availability for Government - better identification of dangerous or prohibited shipments



Automated Agency interactions reduce paper, enable near-real time decision making by Government



Easier for industry to comply with government regulations



Reduced costs for Government and industry

ACE Progress

PRE-ARRIVAL MANIFEST

- Air Manifest
- Inbond
- Rail Manifest
- Inbond
- Ocean Manifest
- Inbond
- Truck Manifest
- Inbond

ARRIVAL CARGO RELEASE

- Remote Location Filing
- Certified from Summary
- Air/Ocean/Rail/Truck
- Inbond Movements
- Splits/Partials
- Corrections/Cancellations
- ABI Query
- Entry Types (All)
- Cargo Release Pilot - Air Baseline
- Unified SE/ISF filing

POST RELEASE ENTRY SUMMARY

- Statements
- Liq., Protest, DBK

- Remote Location Filing
- Entry Summary Validations
- AD/CVD Case Mgmt
- Automated Forms
- Post Summary Corrections
- Entry Summary Types (All)
- Periodic Monthly Statement
- eBond

EXPORTS

- Transition AESDirect to ACE
- Ocean/Rail Export Manifest
- Air Export Manifest (CAMIR)
- AES Commodity filing and incorporation of AES into ACE
- Census/BIS reg changes
- DIS Ocean Manifest Pilot
- Truck Export Manifest

PGA INTEGRATION

- Remaining Import, Export PGAs

- Document Image System
- Interoperability
- PGA Message Set



Single Window Implementation via ACE

May 20, 2015

Functionality for Nov. 1 delivered to CERT environment for trade testing

August 2015

Begin rollout of PGA pilot

March 31, 2016

Must be filed in ACE:

- Electronic entry summaries (Types 01, 03, 11, 23, 51, and 52) without PGA data
- Electronic entries/entry summaries with APHIS Lacey Act and NHTSA data

July 23, 2016

Deployment and mandatory ACE filing:

- Electronic entry (Types 02, 07, 12, 21, 22) Electronic entry summary (Types 02, 07, 12, 21, 22, 31, 32, 34, 38)

October 1, 2016

ACE mandatory for all remaining electronic portions of the CBP cargo process

2015

2016

May 1, 2015

ACE mandatory for all electronic manifest filings

November 1, 2015

Transition period begins: ACE filing of electronic entry and associated entry summary types 01, 03, 06, 11, 23, 51, 52 with or without PGA data is encouraged

February 28, 2016

CBP will start divesting the legacy Automated Commercial System (ACS)

May 28, 2016

Must be filed in ACE:

- Electronic entries (Types 01, 03, 11, 23, and 52)
- Type 06 electronic entry and entry summaries without PGA data, except APHIS Lacey Act and NHTSA

August 27, 2016

Mandatory use of ACE for Protest

TBD 2016

Finalization of PGA pilots and filings in ACE



U.S. Customs and Border Protection

Stay up to date:

www.cbp.gov/acemandatorydates



Highlights of Upcoming Post Release Capabilities

Protest	<ul style="list-style-type: none">• Protest Filer Account• Integrated with DIS• Seamless workflow• Electronic notifications• Broader trade participation
Liquidation	<ul style="list-style-type: none">• No longer display as liquidated when liquidation date is in the future• Weekly processing• Weekly posting to electronic bulletin on cbp.gov• Suspensions and extensions
Reconciliation	<ul style="list-style-type: none">• Reconcilable issues and timeframes remain the same• Data submissions fully electronic• Submit only reconciled amounts
Drawback	<ul style="list-style-type: none">• Electronic submission of entire Drawback Package• Filings allowed at the 10 digit HTS line level• System Validations• Tighter integration with post release processes• Improved system controls
Statements	<ul style="list-style-type: none">• All Statements will be processed in ACE• Statement view for Trade will continue to be via Reports




































ACE: EDI v Portal

Filing data with ACE:

- Submit import and export data in accordance with ACE technical standards through Electronic Data Interchange (EDI)

Once data is submitted to CBP, use the ACE Portal to:


- Evaluate compliance and monitor daily operations
- Access multiple canned reports, with ability to customize as needed
- Submit truck import manifests
- Monitor data on file with CBP

<i>"I want to..."</i>	ACE via EDI Interfaces	ACE Portal
 Send Importer Security Filing Data <small>*Only low volume through Portal (less than 12 per year)</small>		
 File an Import Air, Ocean, or Rail Manifest		
 File an Import Truck Manifest		
 File an Electronic Inbond		 <small>Via Truck Manifest</small>
 File an Entry		
 File an Entry Summary		
 File Export Commodity Data		
 Run Reports		
 Create Blanket Declarations		
 Submit Supporting Documents for Release <small>CBP and PGA Forms</small>	 <small>DIS</small>	
 Submit Supporting Documents for Entry Summary <small>CBP and PGA Forms</small>	 <small>DIS</small>	 <small>Upload Forms</small>
 Respond to Request for Documents <small>CBP Forms 28, 29, 4647</small>	 <small>DIS</small>	
 Manage Account and Periodic Monthly Statement Information		
 Make Post Summary Corrections		
 File Export Air, Ocean and Rail Manifest		<i>Coming Soon!</i>

ACE Portal Demonstration



ACE Secure Data Portal Application



Application

AUTOMATED COMMERCIAL ENVIRONMENT (ACE) SECURE DATA PORTAL ACCOUNT OWNER DESIGNATION/AUTHORIZATION FORM

Submit this completed document to U.S. Customs and Border Protection (CBP) by providing the requested information in the spaces below. This form constitutes your company's formal request to access its data via the ACE Secure Data Portal and its designation of an Account Owner (the individual responsible for the daily administration of the Account's activities).

PLEASE NOTE: With the exception of the required signatures, this form must be typed or printed. Failure to complete all required information will delay the processing of your application.

By signing below and accessing the ACE Secure Data Portal, the Account Owner agrees to be bound by the terms and conditions of portal access as specifically set forth in the Terms and Conditions document (see 72 FR 27632, published May 16, 2007) and any applicable Federal Register Notices (FRNs), including subsequent modifications to currently existing FRNs, as they may relate to the ACE test.

If submitting this form electronically, please click both boxes in section D at the end of this form. This indicates your authorization/approval of the information contained in this document. This will act as your electronic signatures. **Please Note:** If you elect to submit this document electronically, you are reminded that you will be transmitting this information via the public Internet. Data will be sent to the CBP via e-mail. Only use your business e-mail noted on this form to submit your application. To send, click the "Submit by E-mail" button at the bottom of this form *after* you have completed the required sections.

Paperwork Reduction Act Statement: An agency may not conduct or sponsor an information collection and a person is not required to respond to this information unless it displays a current valid OMB control number and an expiration date. The control number for this collection is 1651-0105. The estimated average time to complete this application is 20 minutes. If you have any comments regarding the burden estimate you can write to U.S. Customs and Border Protection Office of Regulations and Rulings, 799 9th Street, NW., Washington DC 20229. **Expiration 11/30/2015.**


If this is a change to an active account, please specify:

Please note that the processing of your account will be delayed by 2-3 weeks due to mail process.


Section A. Account Information

Name of Company:	<input type="text"/>	Account's Fiscal Year End Date (MM/DD):	<input type="text"/>
Name of Company Officer: (include middle initial)	<input type="text"/>	Title of Company Officer:	<input type="text"/>
Company Organizational Structure:	<input type="text"/>	Officer's Date of Birth or Other Valid Date:	<input type="text"/>

ACE Secure Data Portal



Log In

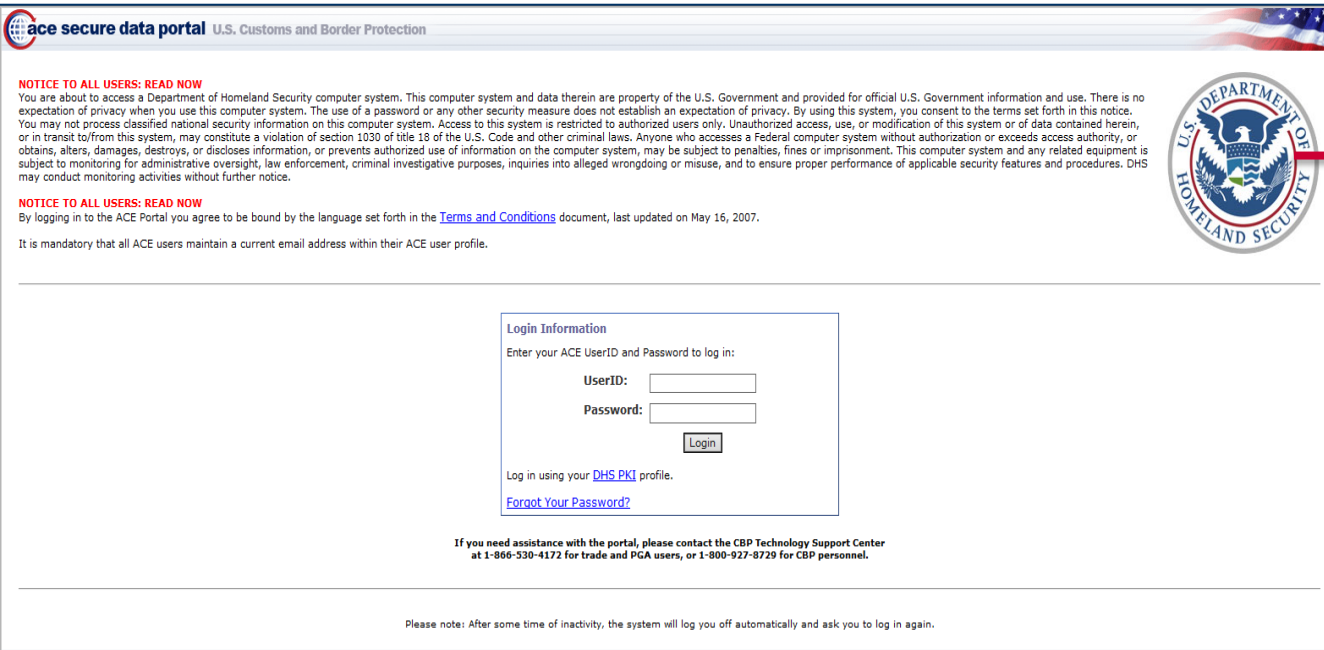


Apply for an Account

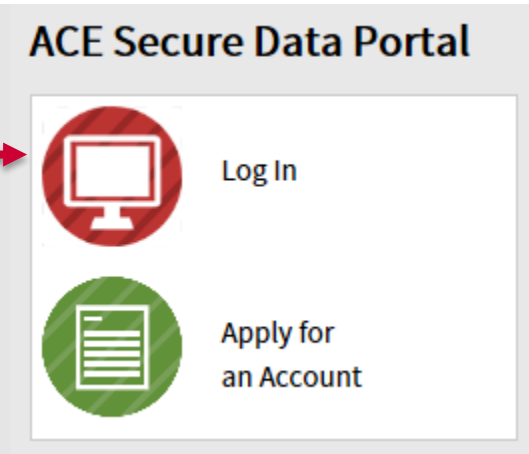
www.cbp.gov/ace

www.cbp.gov/sites/default/files/documents/ace_portal_app_2013114.pdf

ACE Secure Data Portal Website



The screenshot shows the ACE Secure Data Portal website. At the top left, it says "ace secure data portal U.S. Customs and Border Protection". Below this is a "NOTICE TO ALL USERS: READ NOW" section with a warning about privacy and security. Another "NOTICE TO ALL USERS: READ NOW" section follows, mentioning the Terms and Conditions document. The main content area features a "Login Information" box with fields for "UserID:" and "Password:", a "Login" button, and a link for "Forgot Your Password?". At the bottom, there is contact information for the CBP Technology Support Center and a note about automatic logouts.



The navigation menu for the ACE Secure Data Portal. It features two main options: "Log In" with a red monitor icon, and "Apply for an Account" with a green document icon. A red arrow points from the DHS seal in the screenshot above to the "Log In" icon.

[www. cbp.gov/ace](http://www.cbp.gov/ace)

[HTTPS://ACE.CBP.DHS.GOV](https://ace.cbp.dhs.gov)

Home Tab

ace secure data portal U.S. Customs and Border Protection Welcome, Jeffrey Enterprise!

Home Accounts References Tools

Task List

There are no approvals

Approvals(0) **Notifications (13)** Forms(0)

Claim Cancel Claim

Title	Date Created	Description
-------	--------------	-------------

Search Forms

*Indicates field is required

Search for CBP Forms

Form Type:

Date of Issue: To

Date of Entry: To

Entry Summary #:

IR #:

Port Code: [Lookup Port Code](#)

Reference or File #:

Mfr./Shipper/Seller:

CBP Status:

Search Cancel

Action #	Form Type	Entry Summary #	IR #	Date of Issue
----------	-----------	-----------------	------	---------------

Phone Directory [Update my profile](#)

Search On: Search For: Search

QuickLinks

Quick Browse:

- CBP Website
- CNN

Url:

Reminder

Tuesday, March 8, 2011
Please enter your reminder text.

ACE News

News

December 22, 2010 - ATTENTION ALL ACE PORTAL USERS: On November 15, 2010, U.S. Customs and Border Protection p... error message when attempting to respond to a CBP Forms 28, 29 and 4647 through the ACE Portal. That issue has now b... Management error when responding to CBP forms through the ACE Portal for ACE filed entry summaries. There is still an i... CBP is making every effort to resolve this issue as quickly as possible. Until the issue is resolved, importers and brokers a... update the ACE Portal New tab when the new issue is resolved.


November 23, 2010 - ATTENTION IMPORTERS AND BROKERS: U.S. Customs and Border Protection is aware that when ES... Forms issued for ACE filed entry summaries. To view forms issued for both ACE and ACS filed entry summaries, users need... "System Control Code" object from the "Query Filters." Remember to save the report to the "Favorites" folder for future us...

November 15, 2010 - ATTENTION ALL ACE PORTAL USERS: U.S. Customs and Border Protection is aware that importers a... through the ACE Portal. CBP is making every effort to resolve this issue as quickly as possible. Until the issue is resolved... forms by U.S. mail. CBP will update the ACE Portal News tab when the issue is resolved.

October 31, 2010 - ATTENTION ALL ACE PORTAL USERS: On October 31, 2010 U.S. Customs and Border Protection succes... (ESAR). This release provides enhancements to portal capabilities for CBP as well as the redesign of the Entry Summary U...

October 13, 2010: ATTENTION ALL ACE REPORT USERS: Effective October 13, 2010, U.S. Customs & Border Protection will... link for reports saved under "My Folders". Users will only be able to view the last 10 historical instances of the saved repor... removed regardless if there are less than 10 historical instances.

Entry Summary CBP Forms

Task List   Refresh



Forms(7)

Showing 1 - 7 of 7

 [Upload Documents](#)  [Search Forms](#)

Action #	Form Type	Entry Summary #	IR #	Date	CBP Status
000241850001	CBPF28	SSA20103383	000-00-0009	12/13/2010	Sent
000241600001	CBPF4647	SSH80312040	000-00-0009	12/10/2010	Closed
000241650001	CBPF4647	SSA20103381	000-00-0009	12/10/2010	Sent
000240720002	CBPF4647	SSH80311315	000-00-0009	12/09/2010	Sent
000240770001	CBPF4647	SSA20103393	000-00-0009	12/08/2010	Sent
000240760001	CBPF29	SSA20103392	000-00-0009	12/08/2010	Sent
000240750001	CBPF28	SSA20103391	000-00-0009	12/08/2010	Sent

Forms  

Phone Directory  

[Update my profile](#)

Search On: Search For:

Name

Reminder  


Monday, December 27, 2010

- Please enter your reminder text.

ACE News  

WPS Portlet News

Responding to CBP Forms

 **ace secure data portal** U.S. Customs and Border Protection

Home Accounts References Tools

Task List

View Form Details [View Form as PDF](#)

Form 29

Notice of Action
This is NOT a Notice of Liquidation

CBP Status:	Sent	From	CBP Officer:	
Due Date:	12/28/2010		Team Designation:	793
Date Response is Received:			Telephone #:	703-650-3676
Date of this Notice:	12/08/2010		C/O:	(name of person or company)
Carrier:	MH99		P.O. Box:	
Date of Importation:	12/08/2010		Street Address:	
Date of Entry:			Additional Address Line 1:	
Entry #:	SSA20103392		Additional Address Line 2:	
Mfr. / Seller / Shipper:	BRCITPAUSAO		City:	
Invoice Description of Merchandise:	test		County:	
			State/Province:	VA
			Zip/Postal Code:	22102-1845
			Country:	US
CBP Broker:	Filer SSA			
Reference / File #:	330000190			

The following action, which will result in an Increase in Duties, is PROPOSED. If you disagree with this proposed action, please furnish your reason in writing to this office within 20 days from the date of this notice. After 20 days the entry will be liquidated as proposed.

Type of Action
A. Rate Advance

Explanation (Refer to Action Letter designations)
test in string 5

ES Lines [CBP Attachments](#) [Trade Attachments](#)

ES #	Line #	SPI	HTS #	Qty/UOM	Value	Entry Origin	MID	Importer #	ES Vers #
------	--------	-----	-------	---------	-------	--------------	-----	------------	-----------

OK

Upload Documents via ACE Portal

Home Accounts References Tools

Task List Refresh

There are no pending forms

[Approvals \(0\)](#) [Notifications \(1\)](#) [Forms\(0\)](#)

[Upload Documents](#) [Search Forms](#)

Action #	Form Type	Entry Summary #	IR #	Date	CBP Status
----------	-----------	-----------------	------	------	------------

Step 1: Click on **Upload Documents**



Task List

Attach Files

Non-Form Attachments

* Action #: (From ABI Message)

Attach File
Attaching a file is a two step process.
1. Click Browse to select the file, or type the path to the file in the box below.
2. Click Attach File to add the file to the "Attachment" list box.

View or Remove Attachment
To View a file: Select a file from Attachment list box and click on "View Attachment".
To Remove a file: Select the file from the "Attachment" list box and click "Remove".

Add File:

Attachment:

Step 2: Enter the **Action #** from the ABI UC2 or UC3 Message

Step 3: Browse the **File**, Attach the **File** and Click on **Save**



Accounts Tab


U.S. Customs and Border Protection
Welcome, Jeffrey Enterprise!


Home
Accounts
References
Tools

Task Selector ?

Select Account Type
View: Broker

Select Task

- Accounts
 - [Change History](#)
 - [Reports](#)
 - [BAL](#)
 - [Action Plan](#)
 - [Statements](#)
 - [LPCs](#)
 - [Declarations](#)
 - [Mode of Communication](#)

View Top Account ?

Please select a valid top account.

Broker ?

Account Information

Organization Name: CBP BROKERAGE, ACE PORTAL TEST BROK
 ACE ID #: 0009865291

Permit Information

DBA: CBP BROKERAGE, ACE PORTAL TEST BROK
 Permit #: 10-14002
 Permit Type: Local
 Status: Pending
 Issuing Port: 1001-NEW YORK, NY
 Issuing Date: 01/02/2014
 Port of Application:

Permit Qualifier Information

Qualifier Name: Jeffrey Enterprise
 Qualifier ACE ID: 0009865236
 Qualifier License Number: 59883
 Qualifier Start Date: 01/02/2014
 Qualifier End Date:

Permit Documents Received

[Contacts](#) [Addresses](#) [Licensed Brokers](#) [Employees](#) [Waiver Requests](#) [Permit User Fees](#)

Showing 1 - 2 of 2

Type	Last Name	First Name	Phone	Email
Primary Point of Contact	Enterprise	Jeffrey	866-530-4172	ACE.SUPPORT@CBP.DHS.GOV
Technical Contact	Smith	John	555-111-1212	john.d.smith@cbpbrokerage.com

Account Selector List ?

View Settings
Sort by: --Select--

Accounts

- [CBP Incorporated](#)
- [CBP BROKERAGE, ACE PORTAL TEST BROK](#)
 - [Local Permit 1001](#)
 - [Y052301](#)
 - [Y052605](#)
 - [Y055301](#)
 - [Y058888](#)
 - [Y059900](#)

Employee Sub-Tab

ace secure data portal U.S. Customs and Border Protection Welcome, Jeffrey Enterprise!

Home **Accounts** References Tools

Task Selector

Select Account Type
View: Broker

Select Task

- Accounts
 - [Change History](#)
 - [Reports](#)
 - [BAL](#)
 - [Action Plan](#)
 - [Statements](#)
 - [LPCs](#)
 - [Declarations](#)
 - [Mode of Communication](#)

Account Selector List

View Settings
Sort by: --Select--

Accounts

- CBP Incorporated
 - CBP BROKERAGE, ACE PORTAL TEST BROK
 - Local Permit 1001
 - [Y052301](#)
 - [Y052605](#)
 - [Y055301](#)
 - [Y058888](#)
 - [Y059900](#)

View Top Account

Please select a valid top account.

Broker

Account Information

Organization Name: CBP BROKERAGE, ACE PORTAL TEST BROK
 ACE ID #: 0009865291

Permit Information

DBA: CBP BROKERAGE, ACE PORTAL TEST BROK
 Permit #: 10-14002
 Permit Type: Local
 Status: Pending
 Issuing Port: 1001-NEW YORK, NY
 Issuing Date: 01/02/2014

Port of Application:

Permit Qualifier Information

Qualifier Name: Jeffrey Enterprise
 Qualifier ACE ID: 0009865236
 Qualifier License Number: 59883
 Qualifier Start Date: 01/02/2014
 Qualifier End Date:

Permit Documents Received

[Contacts](#) [Addresses](#) [Licensed Brokers](#) **Employees** [Waiver Requests](#) [Permit User Fees](#)

Showing 1 - 2 of 2

Name	Street (Physical) Address	Telephone
Betty Lewis	1801 N Beaugard St Alexandria VA 22311-1701	
JOE SMITH	1801 N Beaugard St Alexandria VA 22311-1701	866-530-4172

Statements

ace secure data portal U.S. Customs and Border Protection Welcome, Jeffrey Enterprise!

Home **Accounts** References Tools

Task Selector

Select Account Type
View: Broker

Select Task

- [Accounts](#)
- [Change History](#)
- [Reports](#)
- [BAL](#)
- [Action Plan](#)
- Statements**
- [LPCs](#)
- [Declarations](#)
- [Mode of Communication](#)

Account Selector List

View Settings
Sort by: --Select--

Accounts

- CBP Incorporated
- CBP BROKERAGE, ACE PORTAL TEST BROK

Statement Designation

Statement Type: Port

Broker Summary

Name: CBP BROKERAGE, ACE PORTAL TEST BROK ACE ID: 0000154231
Filer Code: Y05

Periodic Statement Calendar

Please select a Port Code from the Account List to view the calendar.

Periodic Statement Quickview

Document View Insert Find Undo Redo Zoom 100% 1/1 Refresh Data

AR_007 Periodic Statement Quickview - Broker

Filer Code(s): Y05
Port Code(s): --ALL--
Importer Number(s): --ALL--
[AR-007 Periodic Statement Detail](#)

TOTALS

Duty	Tax	ADD	CVD	Fees	Total

Blanket Declarations for ACE Entry Summary Filing

The screenshot displays the ACE secure data portal interface. The main navigation bar includes 'Home', 'Accounts', 'References', and 'Tools'. The 'Accounts' tab is active, showing a 'Task Selector' on the left with options like 'Accounts', 'Create Importer', 'Change History', 'Reports', 'BAL', 'Action Plan', 'Bonds', 'Statements', 'LPCs', 'Declarations', 'Portal Account', 'Non-Portal Account', and 'Mode of Communication'. The 'Declarations' section is open, showing an 'Add Declaration' form with fields for 'Account ID #', 'Account Name', 'Valid From', 'Valid To', 'Status', 'Status Date', 'Declaration #', 'Declaration Type', 'All MID #s', 'Manufacturer ID #', 'Manufacturer Name', 'Ruling #', 'HTS #', 'Case #', and 'Filer #'. Below the form is a 'Search Results' table with 6 rows of data.

Decl. #	Decl. Type	Account ID #	Case #	Ruling #	Status	Valid From	Valid To
0000263224	NRBS	69-9999999AC	A-570-506-000		Active	01/01/2010	12/31/2010
0000272732	NRBS	12-345678900	A-475-201-086		Active	05/01/2011	05/01/2012
0000281883	NRBS	12-345678900	A-475-201-086		Active	01/01/2012	01/03/2013
0000290803	NRBS	69-9999999AC	A-475-201-086		Active	02/13/2012	02/13/2013
0000302190	NRBS	12-345678900	A-475-201-086		Active	06/01/2012	06/01/2013
0000302218	NRBS	12-345678900	A-475-201-086		Active	06/07/2012	06/07/2013

Provide Nationwide CBP visibility to:

- Affidavits of Manufacturer
- Importer Certifying Statements
- Non-Reimbursement Blanket Statements (Antidumping/Countervailing Duty)
- North American Free Trade Agreement (NAFTA) Certificates of Origin

Mode of Communication Settings


The screenshot displays the ACE secure data portal interface. At the top, the header includes the ACE logo, "ace secure data portal U.S. Customs and Border Protection", and a welcome message "Welcome, Jeffrey Enterprise!". Navigation tabs for "Home", "Accounts", "References", and "Tools" are visible. The main content area is divided into several panels:

- Task Selector:** Contains a "Select Account Type" dropdown set to "Broker" and a "GO" button.
- Account Selector List:** Shows "View Settings" and a "Sort by" dropdown set to "--Select--" with a "Go" button.
- Accounts:** Lists "CBP Incorporated" with an upward arrow.
- Top Account Summary:** Displays "Name: CBP Incorporated" and "ACE ID: 0005676506".
- Mode of Communications Settings:** The primary focus, titled "Mode of Communication (Post-Release)". It includes a descriptive text: "This setting controls the methods by which CBP will deliver communications for Forms 28, 29, and 4647 for ACE entry summaries." Below this, it shows "Last Set By:" and "Modes:" with two checkboxes: "Mail" (unchecked) and "Portal" (unchecked). A question "Apply these setting to all accounts under this top account (for all account types)?" is followed by "Yes" (unchecked) and "No" (checked) radio buttons. "Save" and "Cancel" buttons are at the bottom.

Importer Security Filing (ISF)

The screenshot displays the ACE Secure Data Portal interface. At the top left, the logo for ACE (Automated Commercial Environment) is shown next to the text "ace secure data portal" and "U.S. Customs and Border Protection". On the top right, a welcome message reads "Welcome, Jeffrey Enterprise!". Below the header is a navigation menu with tabs for "Home", "Accounts", "References", and "Tools". The "References" tab is currently selected. On the far right of the navigation bar, there are icons for help, user profile, and a mobile device. The main content area is divided into two panes. The left pane, titled "Task Selector", contains a list of links: "Select Task", "Links", "HTS", "Port", "Gold Rate", "Country Code", "MID", "UN Loc Code", "AD/CVD Cases Search", and "AD/CVD Messages Search". The right pane, titled "Links", features a section for "Importer Security Filing (ISF)" with the instruction "Click the button below to view the ISF web site in a new web browser window:" and a "Launch ISF" button.

ISF Module – Step 1

 **Importer security filing portal** U.S. Customs and Border Protection

Home | **New Filing** | Search Filing | Account Settings | Reports | Account Type: Importer | Welcome, Jeffrey Enterprise

Importer Security Filing

Step 1: **Filing Details** | Step 2: Party Details | Step 3: Shipment Details | Step 4: Review and Submit

Filing Information

Filing Type: ISF-10 | ISF Shipment Type: 01-Standard or regular filings
ISF IOR/PP/SSN Number: 999999999 | Action Reason Code: Complete Transaction

Bond Information

Continuous | Single Transaction
Select one of your continuous bonds on file: JANE'S BONDS


Bills of Lading

SCAC: | Bill Number: | Bill Type: House

Bill Number	Bill Type
-------------	-----------

Step 1 of 4 | Next

ISF Module – Step 2

 **importer security filing portal** U.S. Customs and Border Protection

Home | **New Filing** | Search Filing | Account Settings | Reports | Account Type: Importer | Welcome, Jeffrey Enterprise

Importer Security Filing

Step 1: Filing Details | **Step 2: Party Details** | Step 3: Shipment Details | Step 4: Review and Submit

Party Type: | Saved Parties:

Identification Type:

Identification Information

Name:
Address Line1:
Address Line2:
City:
State / Province: Country:
Postal Code / Zip:

Save as new party?

ISF Assistant


REQUIRED PARTIES

- Selling Party
- Buying Party
- Ship To Party
- Scheduled Container Stuffing Location
- Consolidator
- Consignee
- Importer of Record

Step 2 of 4

90%

ISF Module – Step 3

 **Importer security filing portal** U.S. Customs and Border Protection

Home | **New Filing** | Search Filing | Account Settings | Reports | Account Type: Importer | Welcome, Jeffrey Enterprise

Importer Security Filing

Step 1: Filing Details | Step 2: Party Details | **Step 3: Shipment Details** | Step 4: Review and Submit

Manufacturer / Supplier Identification Type:
Name and Address

Identification Information

Name:
Address Line 1:
Address Line 2:
City:
State / Province: Country:
Postal Code / Zip:

Commodity

HTS Code:
Country of Origin:


Reuse Party? Save Party?

Saved Manufacturer / Suppliers:
SELECT A SAVED PARTY TO USE

Manufacturer / Supplier ID	HTS Number	Country Code
----------------------------	------------	--------------

ISF Assistant

ISF Module – Step 4

 **Importer security filing portal** U.S. Customs and Border Protection

Home | **New Filing** | Search Filing | Account Settings | Reports | Account Type: Importer | Welcome, Jeffrey Enterprise

Importer Security Filing

Step 1: Filing Details | Step 2: Party Details | Step 3: Shipment Details | **Step 4: Review and Submit**

Security Filing

ISF Importer Number: 999999999
 Action: Add
 Action Reason: CompleteTransaction
 Bond Holder: JANE'S BONDS

Bills

Bill Number	Bill Type
MAEU123456789	House

Parties

Party Identifier	Type
9876	Selling Party
9876	Buying Party
9876	Ship To Party
9876	Scheduled Container Stuffing Location
9876	Consolidator
59-1950575	Importer of Record
59-1950575	Consignee

Commodities

Commodity	HTS Code	Country Code
Jane's Bonded Whse	12345678	CO
	987654321	MX

Step 4 of 4

Back | Submit Filing



ISF Assistant

90%

ISF Search Filing



Search Criteria

Submitted between:  And 

ISF Transaction #: Bill Number:

IOR Number: Status:

ISF Account Settings

Account Settings | **Add Importer of Record Numbers**

[Importer of Records](#)
[Bonds](#)
[Parties](#)

Enter IOR Identification Information

IOR Number:
 IOR Format:

Importer of Record Number on File (13)

remove	Identifier	Identifier Type	Full Name	Date Of Birth	Country	Status
	999999999	DUN				Approved

Account Settings | **Add Continuous Bonds**

[Importer of Records](#)
[Bonds](#)
[Parties](#)

Continuous Bond Information

Bond Holder Id:
 Bond Activity:

Continuous Bonds on File (3)

remove	Identifier	Identifier Type	Status
	JANE'S BONDS	ImporterOrBroker	Approved

Account Settings | **Create New Reusable Party**

[Importer of Records](#)
[Bonds](#)
[Parties](#)

Identification Type:


Identification Information

Name:
 Address Line1:
 Address Line2:
 City:
 State / Province: Country:
 Postal Code / Zip:

Saved Parties (6)

remove	Alias / Name	Identifier	Identifier Type
	Assoc. CHB	59-1950575	Employer Identification Number (IRS #)

ISF Reports – Broker

 **Importer security filing portal** U.S. Customs and Border Protection

Home Reports Account Type: Welcome, Jeffrey Enterprise

Filer Reports		Report Month/year	Report Name	Organization	Date/Time	File Size (Kb)
Subscribe to Reports	View Reports	Delete August-2016	By Filer Report (PDF)	0AAR	8/3/2016 9:24:07 AM	52.53
		Delete August-2016	By Filer Report (PDF)	XXXT	8/3/2016 9:22:34 AM	53.06
		Delete August-2016	Late ISF Filer Report (Excel)	0AAR	8/3/2016 9:17:53 AM	10.77
		Delete August-2016	Late ISF Filer Report (Excel)	XXXT	8/3/2016 9:16:24 AM	10.77
		Delete August-2016	By Filer By Importer Report (Excel)	0AAR	8/3/2016 9:00:43 AM	11.19
		Delete August-2016	By Filer By Importer Report (Excel)	XXXT	8/3/2016 8:59:35 AM	11.19
		Delete August-2016	By Filer By Importer Report (PDF)	0AAR	8/3/2016 8:55:51 AM	52.87
		Delete August-2016	By Filer By Importer Report (PDF)	XXXT	8/3/2016 8:54:18 AM	52.75
		Delete July-2016	By Filer Report (PDF)	0AAR	7/3/2016 1:32:23 PM	53.31
		Delete July-2016	By Filer Report (PDF)	XXXT	7/3/2016 1:30:59 PM	52.88
		Delete July-2016	Late ISF Filer Report (Excel)	0AAR	7/3/2016 1:26:49 PM	10.77
		Delete July-2016	Late ISF Filer Report (Excel)	XXXT	7/3/2016 1:25:43 PM	10.77
		Delete July-2016	By Filer By Importer Report (Excel)	0AAR	7/3/2016 1:10:37 PM	11.19
		Delete July-2016	By Filer By Importer Report (Excel)	XXXT	7/3/2016 1:09:19 PM	11.19
		Delete July-2016	By Filer By Importer Report (PDF)	0AAR	7/3/2016 1:04:44 PM	53.37
		Delete July-2016	By Filer By Importer Report (PDF)	XXXT	7/3/2016 1:02:54 PM	52.76
		Delete June-2016	By Filer By Importer Report (PDF)	0AAR	6/6/2016 10:18:46 PM	52.74
		Delete June-2016	By Filer By Importer Report (PDF)	XXXT	6/6/2016 10:18:33 PM	52.74

100%

ISF Reports - Importer




Reports				
Subscribe to Reports View Reports				
	Report Month/year	Report Name	Date/Time	File Size (Kb)
Delete	August-2016	Late ISF Importer Report (Excel)	8/3/2016 9:08:49 AM	10.77
Delete	August-2016	Importer Report (PDF)	8/3/2016 8:47:19 AM	53.06
Delete	August-2016	Submission History Report (Excel)	8/3/2016 8:36:13 AM	19.37
Delete	July-2016	Late ISF Importer Report (Excel)	7/3/2016 1:19:25 PM	10.77
Delete	July-2016	Importer Report (PDF)	7/3/2016 12:54:59 PM	52.87
Delete	July-2016	Submission History Report (Excel)	7/3/2016 12:41:57 PM	19.37
Delete	June-2016	Late ISF Importer Report (Excel)	6/7/2016 3:31:43 PM	10.77
Delete	June-2016	Importer Report (PDF)	6/6/2016 3:50:16 PM	52.55
Delete	June-2016	Submission History Report (Excel)	6/3/2016 2:54:01 PM	19.37
Delete	May-2016	Late ISF Importer Report (Excel)	5/15/2016 8:49:57 PM	10.77
Delete	May-2016	Late ISF Importer Report (Excel)	5/15/2016 8:26:34 PM	10.77
Delete	May-2016	Importer Report (PDF)	5/15/2016 7:04:20 PM	52.75
Delete	May-2016	Submission History Report (Excel)	5/15/2016 6:35:34 PM	19.37
Delete	May-2016	Submission History Report (Excel)	5/10/2016 5:25:23 PM	19.37
Delete	May-2016	Importer Report (PDF)	5/10/2016 4:46:23 PM	52.75
Delete	May-2016	Submission History Report (Excel)	5/5/2016 1:55:30 PM	19.37
Delete	May-2016	Late ISF Importer Report (Excel)	5/5/2016 9:47:45 AM	10.77

MID Search

The screenshot displays the ACE secure data portal interface. At the top, the header includes the ACE logo, the text "ace secure data portal U.S. Customs and Border Protection", and a user greeting "Welcome, Jeffrey Enterprise!". Below the header is a navigation menu with tabs for "Home", "Accounts", "References", and "Tools". The "References" tab is active, and a "Task Selector" dropdown menu is open, listing various search options: "Select Task", "Links", "HTS", "Port", "Gold Rate", "Country Code", "MID", "UN Loc Code", "AD/CVD Cases Search", and "AD/CVD Messages Search". The "MID" option is selected, opening a "MID Search" window. This window contains two radio buttons: "MID:" (selected) and "Firm Name:". Below these are two input text boxes. At the bottom of the search window are "Search" and "Cancel" buttons. Below the search options is a table header with columns: "MFR ID", "Status", "Firm Name", and "City".

AD/CVD Case Search Results

 U.S. Customs and Border Protection Welcome, Jeffrey Enterprise!

Home | Accounts | **References** | Tools

Task Selector ?

- Select Task
- Links
- HTS
- Port
- Gold Rate
- Country Code
- MID
- IN Loc Code
- AD/CVD Cases Search**
- Company Details
- AD/CVD Messages Search

Search AD/CVD Cases

Search AD/CVD Case

Case #: Company Status:

Country: Short Description:

HTS #:

Party Name:

Party ID:

Search Results

Showing 1 - 10 of 99

Case #	Status	Rel Case #	Short Description	Cntry	Party Name
A-580-809-000	Active	No	CIRC WELD STEEL PIPE	KR	
A-580-809-001	Active	No	CIRC WELD STEEL PIPE	KR	Mfr - HYUNDAI HYSCO Exp - and/or
A-580-809-002	Active	No	CIRC WELD STEEL PIPE	KR	Mfr - HUSTEEL CO., LTD. Exp - and/or
A-580-809-003	Active	No	CIRC WELD STEEL PIPE	KR	Mfr - MASAN STEEL TUBE
A-580-809-004	Active	No	CIRC WELD STEEL PIPE	KR	Mfr - SEAH STEEL CORPORATION Exp - and/or
A-580-809-005	Active	No	CIRC WELD STEEL PIPE	KR	Mfr - DONGBU STEEL CO., LTD. Exp - and/or
A-580-809-006	Active	No	CIRC WELD STEEL PIPE	KR	Mfr - KOREA IRON & STEEL CO., LTD. Exp - and/or
A-580-809-007	Active	No	CIRC WELD STEEL PIPE	KR	Mfr - Nexteel Co., Ltd. Exp - and/or
A-580-809-008	Active	No	CIRC WELD STEEL PIPE	KR	Mfr - A-JU Besteel Co.,Ltd. Exp - and/or
A-580-809-009	Active	No	CIRC WELD STEEL PIPE	KR	Mfr - UNION STEEL CO., LTD. Exp - and/or

[1] [2](#) [3](#) [4](#) [5](#) [6](#) [7](#) [8](#) [9](#) [10](#) > >>

AD/CVD Message Search Results

Home Accounts **References** Tools



- Task Selector**
- Select Task
 - [Links](#)
 - [HTS](#)
 - [Port](#)
 - [Gold Rate](#)
 - [Country Code](#)
 - [MID](#)
 - [UN Loc Code](#)
 - [AD/CVD Cases Search](#)
 - [AD/CVD Messages Search](#)**
 - [Message Details](#)

Search AD/CVD Messages

Search AD/CVD Message

Message #:

Message Type:

Message Subtype:

Message Status:

Message Date (from):

Message Date (to):

Case #:

Court #:

Party ID:

Message Title (RE:):

Reference Message #:


POR Search Date:

Effective Date:

Search Results
Showing 1 - 6 of 6

Message #	Status	Message Date	Type/SubType	POR	Message Title (RE:)
0012313	Active	01/12/2010	INI		REISSUANCE OF INITIATION OF COUNTERVAILING DUTY INVESTIGATIONS AND POSTPONEMENT OF PRELIMINARY DETERMINATIONS: STEEL PRODUCTS FROM NEW ZEALAND (C-614-208)
0013309	Active	01/13/2010	INI		REISSUANCE OF INITIATION OF CVD INVESTIGATIONS AND POSTPONEMENT OF PRELIMINARY DETERMINATIONS: CERTAIN STEEL PRODUCTS FROM SPAIN (A-470-207; A-470-209)
0013310	Active	01/13/2010	INI		REISSUANCE OF INIT. OF CVD INVEST. AND POSTPONEMENT- OF PRELIMINARY DETERMINATIONS FOR CERAIN STEEL PRODUCTS FROM MEXICO AND SWEDEN (C-201-208/209; C-401-208)
0124302	Active	05/04/2010	INI	01/01/2009 - 02/28/2010	INITIATION OF NEW SHIPPER REVIEW-BONDING OPTION (C-570-923-003)
0147303	Active	05/27/2010	INI	11/01/2008 - 10/31/2009	INITIATION OF NEW SHIPPER REVIEWS: BONDING OPTION
0327304	Active	11/23/2010	INI	11/18/2010 - 11/18/2010	INITIATION OF COUNTERVAILING DUTY INVESTIGATION OF MULTILAYERED WOOD FLOORING FROM THE PEOPLE'S REPUBLIC OF CHINA (C-570-971)

User Access

 U.S. Customs and Border Protection Welcome, Jeffrey Enterprise!

Home Accounts References **Tools**

Task Selector ?

- User Account Administration
- User Access**
- Cross Account Access
- Find Users
- Merge Accounts
- Change Password
- Manifest Tools

User Access

*Indicates field is required

Add User

-- Select --

Filter Users

* **Last Name:** *

First Name:

* **Display:** My Users All Persons


Showing 1 - 10 of 68

Last Name	First Name	User ID
Welter	Patricia	PW6478
Welter	Patricia	PW3842
Mulder	Janet	JM1ae5
Brown	Anita	AB5105c
Enterprise	B	BE51a01
Korpusik	Frank	FK44fbf
radrodriguez	carlos	cr36b3d
Lawler	Kathy	KL86faa
Barela	Michael	MB8ab4e
McCann	Shari	SM2ab84

[1] [2](#) [3](#) [4](#) [5](#) [6](#) [7](#) > >>

Changing Passwords

Bureau of Customs and Border Protection ACE Login - Windows Internet Explorer provided by US Customs & Border Protection

 **ace secure data portal** U.S. Customs and Border Protection

Reset Password

To change your password, please provide the following information. Your new password must adhere to the [Password Policy](#) rules and will become effective immediately.

*Current Password

*New Password

*Retype new Password

If you need assistance with the portal, please contact the CBP Technology Support Center at 1-866-530-4172 for trade and PGA users, or 1-800-927-8729 for CBP personnel.

ACE Exporter Account Creation



Scenario 1: Applying for a New ACE Exporter Account



1. Go to cbp.gov and under the Trade Tab, and under ACE and Automated Systems, select the option to **Apply for an Account**.

Official website of the Department of Homeland Security

U.S. Customs and Border Protection

Get Email Updates | Contact Us | Comunicarse con Nosotros | For Employees

Search

About CBP | Newsroom | Travel | Trade | Border Security | Careers

HOME > TRADE > ACE AND AUTOMATED SYSTEMS

Trade

- Basic Import and Export
- For The Trade Community
 - ACE and Automated Systems**
 - Getting Started with Automated Systems
 - Technical Documentation
 - ACE Features
 - Border Interagency Executive Council
 - Programs and Administration
 - Priority Trade Issues
 - Rulings and Legal Decisions
 - Stakeholder Engagement

ACE and Automated Systems

CBP automated systems electronically support the facilitation of importing and exporting goods. By the end of 2016, the Automated Commercial Environment (ACE) will become the Single Window - the primary system through which the trade community will report imports and exports and the government will determine admissibility. Through ACE as the Single Window, manual processes will be streamlined and automated, paper will be eliminated, and the international trade community will be able to more easily and efficiently comply with U.S. laws and regulations.

CBP has established the following mandatory use dates for transitioning to ACE:

MAY	NOV	OCT
1	1	1
2015	2015	2016
Mandatory use of ACE for all electronic manifest filing	Mandatory use of ACE for all electronic cargo release and related entry summary filing	Mandatory use of ACE for all remaining electronic portions of the CBP cargo process

[Click here to learn more about the ACE Mandatory Use Dates](#)

What's New with ACE?

News

Information Notice for the Trade - ACE Deployment F

ACE Secure Data Portal

- Log In
- Apply for an Account**

Stay Informed

- CSMS Sign Up for Email Messages
- Find an Outreach Event
- TSN Learn about the Trade Support Network (TSN)

Support Resources

2. On this page, select the option to Apply for an Exporter Account

ACCOUNT TYPE	DEFAULT SHARED SECRET
TAO (All account types except Exporter)	Unique assigned value
TAO (Exporter)	Account ID
Proxy or Trade (For all account types)	Account ID

Processing applications typically takes up to 3-5 business days, but due to the high volume of applications processing of your application may take longer to process.

[Apply for an Account \(Not Exports\)](#) [Apply for Exporter Account](#) [Apply for Protest Account](#) [Check Application Status](#)

[Apply for PGA Account](#)

Portal Support

Below, you'll find a series of information, guides, and videos on the ACE Portal. Additional support resources are outlined through the support page or Frequently Asked Questions.


Video Walkthroughs

How to Request a New Portal Account



3. User needs to follow instructions to **complete and submit** the required information for creating an Exporter Account.

Official website of the Department of Homeland Security

 U.S. Customs and Border Protection

OIS No. 1651-0105
Expiration Date: 11-30-2015

Apply for an ACE Exporter Account

Instructions

Please complete the form below to request an ACE Exporter Account. An ACE Exporter Account will provide access to AES Direct to file Electronic Export Information (EEI) and to initiate the approval process to access ACE export reports. Once you have completed the form, select "Submit". Note: Only US and US territory entities may apply for an ACE Exporter Account.

* Red asterisk fields are required.

Corporate Information

EIN # *

Re-enter EIN # *

Company Name *

DUNS #

End of Fiscal Year *

Country

Address 1 *

Address 2

City *

State *

Zip Code *

ACE Account Owner

First Name *

Middle Name

Last Name *

Date of Birth *

Telephone # * Extension

Fax #

E-mail *

Re-enter E-mail *

If the Account Owner's Address is the same as Company's Address reported above, check this box and skip the rest of this section.

Country

Address 1 *

Address 2

City *


State *

Zip Code *

Submit Form

By checking this box, I have read and agree to the [Terms and Conditions](#) that govern the use of this system.

Retype the characters from the picture




Prevent form data submission.

You must accept the Terms and Conditions before the form can be submitted.



3b. Upon a **successful submission** of the data, the User should see this message.





Task Selector ?

Select Account Type

View:

Select Task

- Accounts
 - [Create Exporter](#)
 - [Change History](#)
 - [Submit AESDirect Filings](#)
 - [Reports](#)

View Top Account ?

Top Account Information

Account Name: Lerone Exporting
 ACE ID: 0000223598
 Organizational Structure: Corporation
 DUNS #:
 Website:
 End of Fiscal Year: 7/31

[Edit](#)

Account Selector List ?

View Settings

View By:

Acct Name EIN

Sort by:

Accounts

- Lerone Exporting

Program Participation:

Contacts

[Add Contact](#)

Showing 1 - 1 of 1

Type	Last Name	First Name	Phone	Email
Account Owner	Liberty	Lerone	571-468-5600	eileen.m.demarco@cbp.dhs.gov

Exporter

No Exporter Account Selected



Task Selector ?

-Select Account Type

View:

Select Task

- Accounts
 - [Create Exporter](#)
 - [Change History](#)
 - [Submit AESDirect Filings](#)
 - [Reports](#)

View Top Account ? □

Please select a valid top account.

Account Selector List ? □

-View Settings

View By:

Acct Name EIN

Sort by: --Select--

Accounts

- [Lerone Exporting](#)
06-1815231

Exporter □

Exporter Information Other Company Name

Exporter Name: Lerone Exporting AKA:

ACE ID: 0000223600 DBA:

EIN: 06-1815231 DIV:

Organization

Organizational Structure: Corporation

DUNS #:

Account Status

Account Status: EIN Pending

Authorization for Reports: Not Authorized

Contacts [Addresses](#)

[Add Contact](#)

Showing 1 - 1 of 1

Type	Last Name	First Name	Phone	Email
Primary Point of Contact	Liberty	Lerone	571-468-5600	eileen.m.demarco@cbp.dhs.gov

Scenario 2: Creating a Exporter Account from an Existing ACE Account



1. To begin, the User can select the action, "Create Exporter", from the Select Task list.

The screenshot shows the ACE secure data portal interface. The top navigation bar includes 'File', 'Edit', 'View', 'Favorites', 'Tools', and 'Help'. The breadcrumb trail shows 'Home', 'Accounts', 'References', and 'Tools'. The main header displays 'ace secure data portal U.S. Customs and Border Protection' and 'Welcome, Nicole Jones!'. The 'Task Selector' panel on the left has 'View Top Account' selected, and 'Create Exporter' is highlighted in the 'Select Task' list. A green arrow points to 'Create Exporter'. The 'Account Selector List' panel shows 'View Settings' and 'View By' options. The 'Accounts' panel lists 'NMS TOP A' with several account numbers. The 'Contacts' panel shows a table of contacts with columns for Type, Last Name, First Name, Phone, and Email.

Task Selector

Select Account Type
View: Exporter GO

Select Task

- Accounts
 - Create Exporter**
 - Change History
 - Submit AESDirect Filings
 - Reports

Account Selector List

View Settings

View By:
 Acct Name EIN

Sort by: --Select-- GO

Accounts

- NMS TOP A
 - 99-8800000
 - 30-5301975
 - 26-5152133
 - 26-5152135
 - 26-5152137

View Top Account

Top Account Information

Account Name: NMS TOP A
ACE ID: 0000212627
Organizational Structure: Corporation
DUNS #:
Website: www.usl.com
End of Fiscal Year: 10/1

Program Participation:

Contacts

Showing 1 - 5 of 5

Type	Last Name	First Name	Phone	Email
Primary Point of Contact	Smith	Nicole	703-336-4490	NICOLE.M.SMITH@cbp.dhs.gov
Account Owner	Jones	Nicole	202-422-9598 Ext 2222	nicole.m.smith@cbp.dhs.gov
Client Representative	Quinn	Jerry	571-468-5377	gerald.j.quinn@cbp.dhs.gov
Primary Point of Contact	Smith	Lizzy	703-336-1000	nicole.m.smith@cbp.dhs.gov
Primary Point of Contact	Smith	Colin	202-422-9598	colin.smith@cbp.dhs.gov

Exporter

No Exporter Account Selected

2. Then, the User can verify the Top Account information and select **continue**.

The screenshot displays the ACE (Automated Commercial Environment) interface. At the top, there are navigation tabs: Home, Accounts, References, and Tools. The main content area is divided into two panels. The left panel, titled 'Task Selector', contains a dropdown menu for 'Select Account Type' with 'Exporter' selected, and a 'GO' button. Below this is a 'Select Task' list with options: Accounts, Create Exporter, Change History, Submit AESDirect Filings, and Reports. The right panel, titled 'Exporter', displays 'Top Account Name: NMS TOP A' and 'ACE ID: 0000212627'. Below this information, it states 'This is the Top Account that will be used for the Exporter' and features a 'Continue >' button. A green arrow points to this button. At the bottom left, there is an 'Account Selector List' panel with 'View Settings' (View By: Acct Name, EIN) and a 'Sort by' dropdown set to '--Select--'. Below this is a list of accounts under the heading 'Accounts', with 'NMS TOP A' selected and its associated EINs listed: 99-8800000, 30-5301975, 26-5152133, 26-5152135, and 26-5152137.

3. The User will be prompted to provide information for the Exporter account.

Home Accounts References Tools

Task Selector ? Exporter

-Select Account Type
View: Exporter GO

Select Task
[Accounts](#)
Create Exporter
[Change History](#)
[Submit AESDirect Filings](#)
[Reports](#)

Account Selector List ?
View Settings
View By:
 Acct Name EIN
Sort by: --Select-- GO

Accounts
NMS TOP A
[99-8800000](#)
[30-5301975](#)
[26-5152133](#)
[26-5152135](#)
[26-5152137](#)

*Indicates field is required

Exporter Information

* Exporter Name:

* EIN:

Organization

* Organizational Structure: Corporation

DUNS #:

Other Company Name

AKA:

DBA:

DIV:

< Previous Continue > Cancel

Step 1: Account Details Step 2: Address Details Step 3: Contact Details Step 4: Review Details

4. The User will press **continue** and move on to complete Steps 2, 3 and 4.

The screenshot shows the 'Exporter' form in the ACE system. The form includes the following fields and sections:

- Task Selector:** View: Exporter, GO
- Select Task:** Accounts, Create Exporter, Change History, Submit AESDirect Filings, Reports
- Account Selector List:** View Settings, View By: Acct Name, EIN, Sort by: --Select--, Go
- Accounts:** NMS TOP A, 99-8800000, 30-5301975, 26-5152133, 26-5152135, 26-5152137
- Exporter Information:** * Indicates field is required, Exporter Name, * EIN
- Organization:** * Organizational Structure: Corporation, DUNS #
- Other Company Name:** AKA, DBA, DIV
- Buttons:** < Previous, Continue >, Cancel

The progress bar at the top right indicates the current step in the process:

- Step 1: Account Details
- Step 2: Address Details
- Step 3: Contact Details
- Step 4: Review Details

Arrows point to Step 2, Step 3, and Step 4, indicating the user's progression through the form.

5. After completing the steps, the User is given a chance **to review** the information.

Task Selector

--Select Account Type
View: Exporter GO

Select Task

- Accounts
- Create Exporter
- Change History
- Submit AESDirect Filings
- Reports

Account Selector List

View Settings
View By:
 Acct Name EIN

Sort by: --Select-- Go

Accounts

- NMS TOP A
 - 99-8800000
 - 30-5301975
 - 26-5152133
 - 26-5152135
 - 26-5152137

Exporter

Exporter Information
Exporter Name: Alice Exports
EIN: 99-8811111

Organization
Organizational Structure: Corporation
DUNS #:

Other Company Name
AKA:
DBA:
DIV:

Address Information
Address Type: Company
C/O:
Street Address: 1801 N Beauford St
Additional Address Line 1:
Additional Address Line 2:
City: Alexandria
County: US
State/Province: Virginia
Zip/Postal Code: 22311-1701
Country: US
Company Telephone #: 571-468-5600 Ext:
Website Address:

Contact Information
Contact Type: Primary Point of Contact
Title:
Name: Eileen Mariana
Date of Birth: 08/29/1965
C/O:
P.O. Box:
Street Address: 1801 N Beauford St
Additional Address Line 1:
Additional Address Line 2:
City: Alexandria
County: US
State/Province: Virginia
Zip/Postal Code: 22311-1701
Country: US
Telephone #: 571-468-5622 Ext:
Fax #: Ext:
Email: eileen.m.demarco@cbp.dhs.gov

< Previous Save Cancel

Step 1: Account Details Step 2: Address Details Step 3: Contact Details Step 4: Review Details

6. Upon saving the data, the Exporter account has been created.

The screenshot displays the ACE (Automated Commercial Environment) system interface. At the top, there are navigation tabs: Home, Accounts, References, and Tools. The 'Accounts' tab is active.

On the left side, there are two panels:

- Task Selector:** Contains a dropdown menu for 'Select Account Type' with 'Exporter' selected and a 'GO' button. Below it is a 'Select Task' list with options: [Accounts](#), [Create Exporter](#), [Change History](#), [Submit AESDirect Filings](#), and [Reports](#).
- Account Selector List:** Includes 'View Settings' with 'View By' set to 'EIN' (radio button selected) and 'Acct Name' (radio button unselected). It also has a 'Sort by' dropdown set to '--Select--' and a 'Go' button. Below this is a list of accounts under the heading 'Accounts':
 - NMS TOP A
 - [99-8800000](#)
 - [30-5301975](#)
 - [26-5152133](#)
 - [26-5152135](#)
 - [26-5152137](#)

The main content area on the right is titled 'Exporter' and displays a confirmation message: 'Exporter has successfully been created.' Below the message, the following details are shown:

- Exporter Name: Alice Exports
- EIN: 99-8811111
- ACE ID: 0000213174

An 'OK' button is visible at the bottom left of the confirmation dialog, with a green arrow pointing to it.

ACE Export Filing Demo



[+ Create Export Filing](#) [↑ Create from Template](#) [📄 Amend AES Filing](#)

Filings » All

Showing 1 to 10 of 42 entries

Search: [Search](#) [Reset](#)

Shipment Ref. #	Status	Submission Type	ITN	Last Updated/Filed	Created By	Export Date	USPPI	USPPI ID	Consignee	Destination	Shipment Actions
<i>Unassigned</i>	Draft	Add		06/16/2016 15:41:22	AO115AO	06/16/2012					Edit Print Delete
BT_02062016A	Accepted	Add	X20160602274783	06/02/2016 16:44:49	AO115AO	06/30/2016	DOMESTIC AUTO EXPORTS	02112388700	IMPORT AUTO	JP 🇯🇵	Amend Print Cancel EEI
TESTBET_IWIN	Accepted	Add	X20160602274711	06/02/2016 10:52:05	AO115AO	04/01/2007	DOMESTIC AUTO EXPORTS	02112388700	SOLD EN ROUTE	BR 🇧🇷	Amend Print Cancel EEI
BT_31052016A	Accepted	Replace	X20160531274369	05/31/2016 15:52:22	AO115AO	06/03/2016	DOMESTIC AUTO EXPORTS	02112388700	SOLD EN ROUTE	HN 🇻🇳	Amend Print Cancel EEI
BT_31052016A	Accepted	Add	X20160531274369	05/31/2016 15:51:34	AO115AO	06/03/2016	DOMESTIC AUTO EXPORTS	02112388700	SOLD EN ROUTE	HN 🇻🇳	Amend Print Cancel EEI
ABD-05232016-001	Accepted	Add	X20160523272980	05/23/2016 12:51:08	AD3157E	06/04/2016		021123887LU	I	AU 🇦🇺	Amend Print Cancel EEI
BT_20052016D	Accepted	Add	X20160520272617	05/20/2016 10:46:37	AO115AO	05/27/2016	DOMESTIC AUTO EXPORTS	02112388700	SOLD EN ROUTE	BR 🇧🇷	Amend Print Cancel EEI
BT_20052016C	Rejected	Add		05/20/2016 10:46:09	AO115AO	05/27/2016	DOMESTIC AUTO EXPORTS	02112388700	SOLD EN ROUTE	BR 🇧🇷	Amend Print
BT_20052016C	Accepted	Add	X20160520272615	05/20/2016 10:45:00	AO115AO	05/28/2016	DOMESTIC AUTO EXPORTS	02112388700	DOMESTIC IMPORTS	BR 🇧🇷	Amend Print Cancel EEI
BT_20052016B	Accepted	Add	X20160520272610	05/20/2016 10:26:39	AO115AO	05/27/2016	DOMESTIC AUTO EXPORTS	02112388700	SOLD EN ROUTE	BR 🇧🇷	Amend Print Cancel EEI

Show entries

Previous 2 3 4 5 Next

Create Export Filing (Filer ID 021123887, ITN TBD)

* Required Field ◆ Conditional Field

Step 1: Shipment Step 2: Parties Step 3: Commodities Step 4: Transportation

Save As Template

Email Response Address(es) * **i**

USER EMAIL

Shipment Reference Number * **i**

SHIPMENT_IDENTITY

Filing Option * **i**

2 - PREDEPARTURE

Mode of Transport (MOT) * **i**

11 - VESSEL, CONTAINERIZED

Port of Export * **i**

1401 - NORFOLK, VA

Port of Unloading ◆ **i**

41911 - DUBLIN

Departure Date* **i**

07/22/2016

Origin State * **i**

VA - VIRGINIA

Country of Destination * **i**

IE - IRELAND

Inbond Type * **i**

70 - MERCHANDISE NOT SHIPPED INBOND

Foreign Trade Zone ◆ **i**

Import Entry # ◆ **i**

Is this a Routed Transaction? * **i** Yes No

Are USPPI and Ultimate Consignee companies related? * **i** Yes No

Does shipment contain hazardous material? * **i** Yes No

Clear Shipment

Close Previous Next Print View Submit Filing

USPPI * [i](#) Load from Profile

ID Number Type * [i](#) x

ID Number *

Company Name * [i](#)

IRS Number [i](#)

First Name * [i](#)

Last Name * [i](#)

Phone Number *

Address Line 1 * [i](#)

Address Line 2

Postal Code *

City *

State *

Clear USPPI Save to Profile

Ultimate Consignee * [i](#) Load from Profile

Sold En Route? * [i](#) Yes No

Consignee Type * [i](#)

ID Number Type * [i](#)

ID Number *

Company Name *

First Name * [i](#)

Last Name * [i](#)

Phone Number

Address Line 1 * [i](#)

Address Line 2

Country *

Postal Code * [i](#)

City * [i](#)

State * [i](#)

Create Export Filing (Filer ID 021123887, ITN TBD)

Draft last saved: 07/11/2016 13:00:05

* Required Field ◆ Conditional Field

Step 1: Shipment Step 2: Parties **Step 3: Commodities** Step 4: Transportation Save As Template

Add Line

Search:

Line No.	Sch B/HTS Code	Description	Quantity	Weight(KG)	Value(\$)	VIN Count	Lic. Type	ECCN	PGA License	Actions
----------	----------------	-------------	----------	------------	-----------	-----------	-----------	------	-------------	---------

No data available in table

Showing 0 to 0 of 0 entries

Add Line

Line No. Sch B/HTS Code

Showing 0 to 0 of 0 entries

AESDirect

Add Line

Export Information Code * OS - ALL OTHER EXPORTS

Schedule B or HTS Number 2008.70.1000 [Schedule B Search Engine]

Commodity Description * SAMPLE LINE

1st Quantity 1 **1st UOM** KG **2nd Quantity** **2nd UOM**

Value of Goods (whole US Dollars) * 10 **Shipping Weight (whole Kilograms)** 100 **ECCN**

Origin of Goods D - DOMESTIC

License Type Code/License Exemption Code * C33 - NLR NO LICENSE REQUIRED, OR ONLY CO

Department of Commerce License

Exemption Code NLR **License Value**

Agriculture and Marketing Services (AMS) Permit Required Yes No

Environmental Protection Agency (EPA) Permit Required Yes No

Does the filing include used vehicles? Yes No

Clear Line

Close Save changes

* Required Field Conditional Field

Save As Template

Search Reset

Actions

Previous Next Print View Submit Filing

Create Export Filing (Filer ID 021123887, ITN TBD)

Draft last saved: 07/11/2016 13:03:06

* Required Field ◆ Conditional Field

Step 1: Shipment Step 2: Parties **Step 3: Commodities** Step 4: Transportation [Save As Template](#)

Add Line

Search:

Line No.	Sch B/HTS Code	Description	Quantity	Weight(KG)	Value(\$)	VIN Count	Lic. Type	ECCN	PGA License	Actions
1	2008.70.1000	SAMPLE LINE	1	100	10	0	C33		NO	Edit Delete

Showing 1 to 1 of 1 entries

Create Export Filing (Filer ID 021123887, ITN TBD)

Draft last saved: 07/11/2016 13:04:00

* Required Field ◆ Conditional Field

Step 1: Shipment Step 2: Parties Step 3: Commodities **Step 4: Transportation** [Save As Template](#)

Carrier SCAC/IATA ◆ ⓘ

ARFW

Conveyance Name/Carrier Name ◆ ⓘ

ARKANSAS FREIGHTWAY

Transportation Reference Number ◆ ⓘ

TRN012345

x

[Add Equipment Line](#)

Line No.	↕ Equipment Number ⓘ	Seal Number ⓘ	Actions
No data available in table			

[Clear Transportation](#)

[Close](#) [Previous](#) [Next](#) [Print View](#) [Submit Filing](#)

 Reply  Reply All  Forward  IM



Mon 7/11/2016 1:09 PM

DoNotReplyTest@cbp.dhs.gov

AES Direct Filing - SHIPMENT_IDENTITY

To

We have received your created filing submitted at 07/11/2016 13:09:09.
Your request to create the following filing has been ACCEPTED.

Shipment Reference Number: SHIPMENT_IDENTITY
AES ITN: X20160711281111

Attention
(974-NOTIFICATION) SHIPMENT ADDED

If you need further assistance, please contact the AES Help Desk at askaes@census.gov or 1-800-549-0595, option 1.

PLEASE, DO NOT REPLY TO THIS MESSAGE



ACE Protest Filer Account Creation



Scenario 1: Applying for a New ACE Protest Filer Account



1. Go to cbp.gov and under the Trade Tab, and under ACE and Automated Systems, select the option to **Apply for an Account**.

Official website of the Department of Homeland Security

U.S. Customs and Border Protection

Get Email Updates | Contact Us | Comunicarse con Nosotros | For Employees

Search

About CBP | Newsroom | Travel | Trade | Border Security | Careers

HOME > TRADE > ACE AND AUTOMATED SYSTEMS

Trade

- Basic Import and Export
- ACE and Automated Systems**
 - Getting Started with Automated Systems
 - Technical Documentation
 - ACE Features
 - ACE Federal Register Notices
- Border Interagency Executive Council

ACE and Automated Systems

CBP automated systems facilitate the electronic importing and exporting of goods. By the end of 2016, the Automated Commercial Environment (ACE) will become the Single Window - the primary system through which the trade community will report imports and exports and the government will determine admissibility. Through ACE as the Single Window, manual processes will be streamlined and automated, paper will be eliminated, and the trade community will be able to more easily and efficiently comply with U.S. laws and regulations.

Below you will find an overview and links to more information on: ACE, ACE transition efforts and mandatory dates, training materials, technical reference documentation, outreach efforts, and support resources.

Transitioning to ACE

ace 2016 Realizing the Single Window

Find out more about CBP's recent entry and entry summary filing rates over the past 6 weeks.

Get Started with ACE

- Get Started
- Apply for an Account**
- Log In


How to Stay Informed

- Sign Up for CSMS

2. On this page, select the option to Apply for Protest Account.

ACCOUNT TYPE	DEFAULT SHARED SECRET
TAO (All account types except Exporter)	Unique assigned value
TAO (Exporter)	Account ID
Proxy or Trade (For all account types)	Account ID

Processing applications typically takes up to 3-5 business days, but due to the high volume of applications processing of your application may take longer to process.



Apply for an Account (Not Exports) Apply for Exporter Account **Apply for Protest Account** Check Application Status

Apply for PGA Account

Portal Support

Below, you'll find a series of information, guides, and videos on the ACE Portal. Additional support resources are outlined through the support page or Frequently Asked Questions.

Video Walkthroughs


How to Request a New Portal Account



3. User needs to follow instructions to **complete and submit** the required information for creating an Protest Filer Account.



Official website of the Department of Homeland Security

 U.S. Customs and Border Protection

Apply for an ACE Protest Filer Account OMB No. 1500-0002
Expiration Date: 11/1-02-YYYY

Instructions
Please complete the form below to request an ACE Protest Filer Account. An ACE Protest Filer Account will provide access to the Protest application to file a CBP Protest. Once you have completed the form, select "Submit".

Red asterisk fields are required.

Organization Information


Protest Filer No. Type *
Protest Filer No. *
Re-enter Protest Filer No. *
Organization Name *
Organization Type *
End of Fiscal Year *
Country *
Address 1 *
Address 2 *
City *
State/Province *
Postal Code *

ACE Account Owner

First Name *
Middle Name *
Last Name *
Date of Birth *
 Check this box if the Account Owner's Address is the same as Organization's Address entered above.
Country *
Address 1 *
Address 2 *
City *
State/Province *
Postal Code *
Telephone No. * Extension *
Fax No. *
E-mail *
Re-enter E-mail *

Submit Form

By checking this box, I have read and agree to the Terms and Conditions that govern the use of this system.

Retype the characters from the picture




3b. Upon a **successful submission** of the data, the User should see this message.

Official website of the Department of Homeland Security




U.S. Customs and Border Protection

ACE Protest Filer Account Form Was Submitted

Your ACE Protest Account application has been submitted. An email will be sent confirming the processing of your application and providing instructions on how to access your new account. If you have not received the email within 24 hours, please contact the ACE Account Service Desk (telephone 1-866-530-4172 [option 1](#), then [option 2](#) or email ACE.Support@cbp.dhs.gov) for assistance.

If you have multiple subsidiaries that you wish to manage together, do not submit additional ACE Exporter Account applications. You should add the additional subsidiaries directly in ACE once you have access to your account. If you wish to return to the Exporter Account application to request another unrelated account, select the button below.

New Form



Scenario 2: Creating a Protest Filer Account from an Existing ACE Account



1. To begin, the User can select the action, "**Create Protest Filer**" from the Select Task list,

The screenshot shows the ACE secure data portal interface. At the top, it says "ace secure data portal U.S. Customs and Border Protection" and "Welcome, Jeffrey Enterprise!". The navigation bar includes "Home", "Accounts", "References", and "Tools".

The main content area is divided into several sections:

- Task Selector:** Contains a "Select Account Type" dropdown set to "Protest Filer" with a "GO" button. Below it is a "Select Task" list with "Accounts" expanded, showing "Create Protest Filer" (highlighted with a red arrow) and "Change History".
- Account Selector List:** Includes "View Settings" and "View By" options (radio buttons for "Acct Name" and "Protest Filer #"). A "Sort by" dropdown is set to "--Select--" with a "Go" button. Below is a list of accounts, with "CBP Incorporated" selected.
- View Top Account:** Displays "Top Account Information" for "CBP Incorporated" with details like ACE ID (0005676506), Organizational Structure (US Government), DUNS #, Website (www.cbp.gov), and End of Fiscal Year (9/30). It also shows "Program Participation" and a "Contacts" section with an "Add Contact" link.
- Contacts Table:** A table with 5 rows and 5 columns: Type, Last Name, First Name, Phone, and Email.

Type	Last Name	First Name	Phone	Email
Primary Point of Contact	Doe	Jane	866-530-4172	ace.support@cbp.dhs.gov
Alternate Point of Contact	Ferguson	Crystal	866-530-4172 Ext 1	ace.support@cbp.dhs.gov
Port Point of Contact	Bounds	Michael		
Principal Officer	Rocket	Johnny	730-634-5789	jerrylee@lewis.com
Account Owner	Enterprise	Jeffrey	703-453-2001	michael.bounds1@cbp.dhs.gov
- Protest Filer:** A section at the bottom indicating "No Protest Filer Account Selected".

2. Then, the User can verify the Top Account information and select continue.

The screenshot displays the ACE secure data portal interface. At the top left, the logo for 'ace secure data portal' is visible, followed by 'U.S. Customs and Border Protection'. The user is logged in as 'Jeffrey Enterprise!'. The navigation menu includes 'Home', 'Accounts', 'References', and 'Tools'. The main content area is titled 'Protest Filer' and shows the following information:

- Top Account Name:** CBP Incorporated
- ACE ID:** 0005676506
- Text: This is the Top Account that will be used for the Protest Filer
- A 'Continue >' button is present below the information.

On the left side, there are two panels:

- Task Selector:** Includes a 'Select Account Type' section with a dropdown menu set to 'Protest Filer' and a 'GO' button. Below it is a 'Select Task' section with links for 'Accounts', 'Create Protest Filer', and 'Change History'.
- Account Selector List:** Includes a 'View Settings' section with 'View By' options for 'Acct Name' and 'Protest Filer #'. Below that is a 'Sort by' dropdown menu set to '--Select--' with a 'Go' button. At the bottom, there is an 'Accounts' section with a list containing 'CBP Incorporated'.

3. The user will be prompted to **provide information** for the Protest Filer account.

ace secure data portal U.S. Customs and Border Protection Welcome, Jeffrey Enterprise!

Home Accounts References Tools

Task Selector ? **Protest Filer**

Select Account Type
View:

Select Task
[Accounts](#)
▶ [Create Protest Filer](#)
[Change History](#)

Account Selector List ?
View Settings
View By:
 Acct Name Protest Filer #
Sort by:
Accounts
CBP Incorporated

Step 1: **Account Details** Step 2: Address Details Step 3: Contact Details Step 4: Review Details

*Indicates field is required

Protest Filer Information

* Protest Filer Name:

* Request CBP Protest Filer Assigned Number:
 Yes No

* Protest Filer Number Type:

Organization

* Organizational Structure:

Other Company Name

AKA:

DBA:

DIV:

< Previous Continue > Cancel

4. The User will press continue and move on to complete Steps 2, 3 and 4.

ace secure data portal U.S. Customs and Border Protection

Welcome, Jeffrey Enterprise!

Home Accounts References Tools

Task Selector ?

Select Account Type

View:

Select Task

- [Accounts](#)
- ▶ Create Protest Filer**
- [Change History](#)

Account Selector List ?

View Settings

View By:

Acct Name Protest Filer #

Sort by:

Accounts

- CBP Incorporated

Protest Filer

*Indicates field is required

Protest Filer Information

* Protest Filer Name:

* Request CBP Protest Filer Assigned Number:

Yes No

* Protest Filer Number Type:

Organization

* Organizational Structure:

Other Company Name

AKA:

DBA:

DIV:

5. After completing the steps, the User is given a chance **to review** the information.

The screenshot shows the ACE secure data portal interface. At the top, it says "ace secure data portal U.S. Customs and Border Protection" and "Welcome, Jeffrey Enterprise!". The navigation bar includes "Home", "Accounts", "References", and "Tools".

The main content area is titled "Protest Filer" and contains several sections:

- Protest Filer Information:** Protest Filer Name: Protest Filer Number 2; Protest Filer Number: 16P000-0001400; Protest Filer Number Type: CBP Protest Filer Assigned Number.
- Organization:** Organizational Structure: Corporation.
- Other Company Name:** AKA, DBA, DIV.
- Address Information:** Address Type: Company; C/O; Street Address: 1801 N Beauford St; Additional Address Line 1; Additional Address Line 2; City: Alexandria; County; State/Province: Virginia; Zip/Postal Code: 22311-1701; Country: US; Company Telephone #: Ext; Website Address.
- Contact Information:** Contact Type: Primary Point of Contact; Title: Mr.; Name: Jeffrey John Enterprise; Date of Birth: 01/01/1950; C/O: CBP Inc.; P.O. Box; Street Address: 1801 N Beauford St; Additional Address Line 1; Additional Address Line 2; City: Alexandria; County; State/Province: Virginia; Zip/Postal Code: 22311-1701; Country: US; Telephone #: 571-468-2028 Ext; Fax #: Ext; Email: michael.bounds1@cbp.dhs.gov.

At the top right of the form, there are four steps: "Step 1: Account Details", "Step 2: Address Details", "Step 3: Contact Details", and "Step 4: Review Details". A red arrow points to "Step 4: Review Details".

On the left side, there are two panels: "Task Selector" and "Account Selector List". The "Task Selector" panel has a "View" dropdown set to "Protest Filer" and a "GO" button. Below it are links for "Accounts", "Create Protest Filer", and "Change History". The "Account Selector List" panel has "View Settings", "View By" (radio buttons for "Acct Name" and "Protest Filer #"), and a "Sort by" dropdown set to "--Select--" with a "Go" button. Below these are "Accounts" and a list of "CBP Incorporated" with links for "ACS Test Importer" and "Protest Test Filer".

At the bottom of the form, there are buttons for "< Previous", "Save", and "Cancel".

6. Upon saving the data, the Protest Filer account has **been created**.

The screenshot shows the ACE secure data portal interface. At the top, it says "ace secure data portal U.S. Customs and Border Protection" and "Welcome, Jeffrey Enterprise!". The navigation menu includes "Home", "Accounts", "References", and "Tools".

On the left, there are two panels:

- Task Selector**: Shows "Select Account Type" with a dropdown set to "Protest Filer" and a "GO" button. Below it, "Select Task" has a dropdown with "Create Protest Filer" selected and a "Change History" link.
- Account Selector List**: Shows "View Settings" with "View By" set to "Acct Name" and "Sort by" set to "--Select--". Below this, there is a table of accounts with a red box around a refresh icon in the "Accounts" header row.

The main content area displays a confirmation message: "Protest Filer has successfully been created." Below this, the following details are shown:

- Protest Filer Name: ACS Test Importer Number 2
- Protest Filer Number: 99-123457600
- ACE ID: 0011003780

An "OK" button is located below the details.

Filing a Protest in ACE



Protest Filer Sub-Account

 **ace secure data portal** U.S. Customs and Border Protection Welcome, Jeffrey Enterprise!

Home **Accounts** References Tools

Task Selector ?

Select Account Type
View:

Select Task

- Accounts
 - [Create Protest Filer](#)
 - [Change History](#)

Account Selector List ?

View Settings

View By:

Acct Name Protest Filer #

Sort by:

Accounts

- [CBP Incorporated](#)
 - [ACS Test Importer](#)
 - [Protest Test Filer](#)

View Top Account ?

Please select a valid top account.

Protest Filer

Protest Filer Information **Other Company Name**

Protest Filer Name: Protest Test Filer **AKA:**

ACE ID: 0010970420 **DBA:**

Protest Filer Number: 16P000-0000200 **DIV:**

Protest Filer Number Type: CBP Protest Filer Assigned Number

Organization

Organizational Structure: Corporation

Account Status

Account Status: Active

Contacts [Addresses](#)

[Add Contact](#)

Showing 1 - 1 of 1



Type	Last Name	First Name	Phone	Email
Primary Point of Contact	Enterprise	Jeffrey	571-468-2028	michael.bounds1@cbp.dhs.gov

Protest Search

Search

Create Protest ▾

Search Protest ▾

Protest Number <input type="text"/>	Protest Status <input type="text" value="▾"/>	Date Received <input type="text" value=""/> 	Issue <input type="text" value="AD/CVD
Bonded Warehouses
Bonds"/> 	Claimed Tariff <input type="text"/>
Entry Number <input type="text"/>	Protestant Number <input type="text"/>	Protestant Name <input type="text"/>	Protest Type <input type="text" value="▾"/>	Port Code <input type="text"/>

No Entry Number

Search Results ▾

514 Protest in ACE

Add 514 Protest X

*** Required Field**

Protest Status* Date Received* Entry Number*

Importer Number* Port Code* No Entry Number

Protestant Type* Protestant Number* Refund C/O Number

Protest Filer Type* Protest Filer Number* Team Number*

Substitute Party Type Substitute Party Number

Issue* Secondary Issue Claimed Tariff

Internal Advice Number Lead Protest Number Denied Claim Number

Test Summons Number

Sample Provided

Reason for Protest*

Add Additional Entry Numbers

Filter entries...

	Add entry... <input type="text"/>	+ <input type="button"/>	Delete <input type="button"/>
1	<input type="text"/>	<input type="checkbox"/>	<input type="button" value="Delete"/>

First Previous 1 Next Last

Upload Additional Documents

0 of 10 uploaded.

Uploaded Files	Remove

Email Notification Recipients

Primary Notification Email:* Confirm Email:*

Additional Emails:

Application for Further Review (AFR)

* I certify that I am authorized to file this protest, that such authority has been granted by a duly and properly executed Power of Attorney where one is required, that all the information, statements and assertions herein are true and correct to the best of my knowledge and belief, and that this protest complies with all applicable regulations.

520 (D) Petition in ACE

Add 520(d) Post Importation Preference Claim X

* Required Field

Protest Status* Open	Date Received* 08/15/2016	Entry Number*
Importer Number*	Port Code*	Team Number*
Protestant Type*	Protestant Number*	Refund C/O Number
Protest Filer Type*	Protest Filer Number* 169900-0100300	
Substitute Party Type	Substitute Party Number	
Preference Claimed*		
Reason for Protest*		

Add Additional Entry Numbers

Filter entries... Browse...

Add entry...	+ +	Delete
1		<input type="checkbox"/>

Delete

First Previous 1 Next Last

Upload Additional Documents ⓘ

Browse...

0 of 10 uploaded.

Uploaded Files	Remove
----------------	--------

Email Notification Recipients

Primary Notification Email:* Confirm Email:*

Additional Emails:

I certify that I am authorized to file this protest, that such authority has been granted by a duly and properly executed Power of Attorney where one is required, that all the information, statements and assertions herein are true and correct to the best of my knowledge and belief, and that this protest complies with all applicable regulations.

Reset Cancel

ACE Reports Demonstration



ACE Report Training

The screenshot displays the U.S. Customs and Border Protection website. The main navigation bar includes links for About CBP, Newsroom, Travel, Trade, Border Security, and Careers. The current page is titled "ACE Reports Training and User Guides" under the "Trade" section. The page content is organized into several sections:

- Trade**: A sidebar menu with links for Basic Import and Export, ACE and Automated Systems, Getting Started with Automated Systems, Technical Documentation, ACE Technical Information, Automated Commercial System/Broker Interface, Automated Export System, ACE Features, ACE Federal Register Notices, Border Interagency Executive Council, Programs and Administration, Priority Trade Issues, Rulings and Legal Decisions, and Stakeholder Engagement.
- ACE Reports Training and User Guides**: The main heading, followed by a sub-heading "User and Reference Guides".
- Table of Resources**: A table with two columns: "Topic" and "Resources".

Topic	Resources
ACE Reports Quick Reference Card This quick reference card provides tips on how to navigate the new ACE Reports Landing Page.	Quick Reference Card
Basic Reports Information on running standard and modified reports with the new ACE Reports Interface, which was implemented on November 2, 2013.	User Guide
Data Extracts Learn how to run ACE Data Extracts, now separate from the ACE Reports Interface, which was implemented on November 2, 2013.	User Guide
Dictionary for Brokers A reference guide of the most frequently accessed reports and provides comprehensive definitions of each report and their corresponding data objects.	User Guide
Dictionary for Carriers A reference guide of the most frequently accessed reports and provides comprehensive definitions of each report and their corresponding data objects.	User Guide
Dictionary for Importers A reference guide of the most frequently accessed reports and provides comprehensive definitions of each report and their corresponding data objects.	User Guide
Dictionary for Sureties A reference guide of the most frequently accessed reports and provides comprehensive definitions of each report and their corresponding data objects.	User Guide
Dictionary for Exports	User Guide
- Get Started with ACE**: A section with three icons and links: "Get Started", "Apply for an Account", and "Log In".
- How to Stay Informed**: A section with three icons and links: "Sign Up for Email Messages", "Find an Outreach Event", and "Learn about the Trade Support Network (TSN)".
- How to Get Support**: A section with three icons and links: "ACE Support", "Training and Reference Guides", and "Frequently Asked Questions".

<https://www.cbp.gov/trade/ace/reports-training-and-user-guides>

ACE Report Videos Series

- Accessing ACE Reports
- Setting Default Preferences
- Navigating ACE Reports
- Navigating the Workspace
- Running Standard Reports
- Saving and Exporting a Reports
- Modifying Report Queries
- Modifying Display of a Report
- Modifying Query Filters
- Creating Ad Hoc Reports
- Scheduling a Recurring Report

How to Get Support



ACE Support



Training and
Reference
Guides



Frequently
Asked
Questions (FAQ)



<https://www.cbp.gov/trade/ace/reports-training-and-user-guides>

ACE Reports Home Tab

The screenshot shows the ACE Reports Home Tab interface. At the top, there is a navigation bar with the ACE logo and the text "ace secure data portal". To the right of the logo, there is a "Welcome:" message, followed by "Applications", "Preferences", "Help Menu", and "Log Off" with a search icon. Below the navigation bar, there is a dark blue header with "ACE REPORTS" on the left and "Role: Broker | Account ID: 0005676506" on the right. The main content area is divided into several sections. On the left, there is a "Search Workspaces:" input field. Below it is a table titled "Available Workspaces" with columns "Available Workspaces" and "Info". The table lists "Trade" and "Training" categories, each with a sub-item and a plus icon. Below the table are two buttons: "Create Ad Hoc Report" and "View ACE Reports Training Resources". On the right, there is an "Updates" section with a list of dates and events, including "02/08/2016 - ACE Reports will perform the final cutover to the new tabular workspace model on 2/15/16" and "02/08/2016 - Infrequently run public reports will be retired on 2/15/16; click here for more information". Below the updates is a "Tips" section with a "Training Resources" subsection, which contains text about an archive of historical landing page updates and tips. At the bottom of the page, there is a dark blue footer with a question mark icon and the text "Need Assistance? The ACE Account Service Desk can be reached by phone at 866-530-4172 or via email at ACE.Support@cbp.dhs.gov". The browser's address bar shows "Local intranet | Protected Mode: Off" and a zoom level of "100%".

ace secure data portal

Welcome: | Applications | Preferences | Help Menu | Log Off

Home Documents

ACE REPORTS

Role: Broker | Account ID: 0005676506

Search Workspaces:

Available Workspaces	Info
Trade	
Broker	+
Training	
Training	+

Create Ad Hoc Report

View ACE Reports Training Resources

Updates

02/08/2016 - ACE Reports will perform the final cutover to the new tabular workspace model on 2/15/16

02/08/2016 - Infrequently run public reports will be retired on 2/15/16; [click here for more information](#)

11/01/2015 - ACE Reports Landing and Training Resources Pages Launched

10/30/2015 - ACE Reports Workspace Model Launched

Tips

Training Resources

An archive of all historical landing page updates and tips will be placed on the **Training Resources** page under the **Updates & Tips** section. Documents will be posted in PDF format for easy in-document searching and can also be printed or saved to a local computer.

Need Assistance? The ACE Account Service Desk can be reached by phone at 866-530-4172 or via email at ACE.Support@cbp.dhs.gov

Done

Local intranet | Protected Mode: Off

100%

ACE Reports Training

The screenshot displays the 'ACE secure data portal' interface. At the top, the user is logged in as 'JE811ce' with the role of 'Broker' and account ID '0005676506'. The main heading is 'ACE REPORTS - TRAINING RESOURCES'. On the left, there are two sections: 'Reference Materials' with links for 'ACE Reports Data Dictionary', 'Updates & Tips', and 'ACE Reports User Guide'; and 'Training Content' with a link for 'Quick Training Videos'. The main content area is titled 'ACE Reports Data Dictionary' and contains a paragraph explaining that this section provides reference guides for ACE Reports users. Below this, a list of available dictionaries is provided:

- ACE Portal Reports Dictionary-Carriers 6-30-2009
- ACE Portal Reports Dictionary-Importers 6-30-2009
- ACE Reports Data Dictionary for Exporters v2015-06
- ACE Portal Reports Dictionary-Brokers 6-30-2009
- ACE Portal Reports Dictionary-Sureties 6-30-2009

At the bottom of the page, a dark blue bar contains a help icon and the text: 'Need Assistance? The ACE Account Service Desk can be reached by phone at 866-530-4172 or via email at ACE.Support@cbp.dhs.gov'. The browser's address bar shows 'Loading...' and the zoom level is set to 85%.

 [View ACE Reports Training Resources](#)

Documents Tab

The screenshot displays the ACE secure data portal interface. At the top left, the logo features a globe icon followed by the text "ace secure data portal". To the right of the logo, the text "Welcome:" is followed by a user profile icon and a list of menu items: "Applications", "Preferences", "Help Menu", and "Log Off". Below the header, there are two tabs: "Home" and "Documents", with "Documents" being the active tab. A secondary navigation bar contains a "View" dropdown menu, followed by "New", "Organize", "Send", and "More Actions" dropdown menus, and a "Details" button. On the right side of this bar are refresh and back icons. The main content area is split into two panes. The left pane is titled "My Documents" and contains sub-sections for "Folders" and "Search", with a search input field below. The right pane is titled "Search Results" and displays the text "No Items".

Folders Panel

ace secure data portal

Welcome: | Applications ▾ | Preferences | Help menu ▾ | Log off

Home Documents

View ▾ New ▾ Organize ▾ Send ▾ More Actions ▾ Details

My Documents

Folders

- Public Folders
 - ACE
 - ACE Home
 - Trade Workspaces
 - Training
 - Shared Reports

Title ^	Type	Last Run	Instances
ACE	Folder		

Search

Total: 1 items

Import ACE Reports

Home Documents Loading... .x .x

Cargo Release | Entry Summary | Revenue

Navigation List

- Reports
 - AM-071 Cargo Entries by Filer Code Report
 - CR-004 Cargo Release Line Details
 - CR-005 Cargo Release Entry Details

Home Documents Loading... .x .x

Cargo Release | Entry Summary | Revenue

Entry Summary | AD/CVD |

Navigation List

- Reports
 - AM-001 Entry Summary Lines by HTS Number Report
 - AM-003 Entry Summary Lines by Filer Code Report
 - AM-007 Entry Summary Lines by Mfr Code Report
 - AM-008 Entry Summary Line Detail Report
 - AM-009 Summary of Mfr Code by Value Report
 - AM-010 Summary of HTS Nbrs by Value Report
 - AM-015 Summary of IR Nbrs by Value Report
 - AM-019 Summary of Filer Codes by Value Report
 - AM-064 Entry Summary Line by Entry Nbr Report
 - AM-068 Entry Summary Report
 - AM-100 Courtesy Notice of Liquidation
 - ESM-7001 Entry Summary Census Warning and Override
 - ESM-7008 Entry Summary Line Detail Report
 - ESM-7024 ACE Reject Report
 - ESM-7025 CBP Form 28, 29, 4647 Status Report
 - ESM-7068 Entry Summary Report

Home Documents Loading... .x .x

Cargo Release | Entry Summary | Revenue

Navigation List

- Reports
 - AR-006 Sub-Ledger Report
 - AR-007 Periodic Statement Detail
 - AR-007 Periodic Statement Quickview - Broker

Home Documents Loading... .x .x

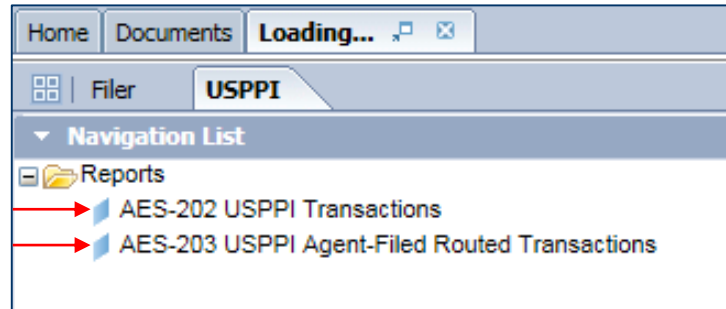
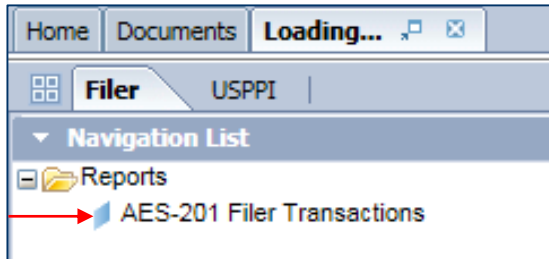
Cargo Release | Entry Summary | Revenue

Entry Summary | AD/CVD |

Navigation List

- Reports
 - ES-105 ADCVD Active Case List
 - ES-109 ADCVD Entry Summary Liquidation

Export ACE Reports



Running Reports

Reminders:

- Select your designated account view
- Disable your Internet browser's Pop-Up blocker



Canned CR-005 Cargo Release Entry Details Report

ace secure data portal


Welcome: Carlos Rodriguez | Applications | Preferences | Help menu | Log off

Home Documents Loading...

Cargo Release | Entry Summary | Revenue

Viewer

Web Intelligence | Track | Drill | Filter Bar | Freeze | Outline | Reading | Design | Data

 **CR-005**
Cargo Release Entry Details

FOR OFFICIAL USE ONLY UNLESS OTHERWISE AUTHORIZED

NO DATA FOUND

Report Parameters:

Entry Dates Between: ALL to ALL	HTS Number: ALL	Country of Origin: ALL
Port of Entry: ALL	Importer Number: ALL	

Entry Number	Entry Type Code	Entry Date	Importer Number	Port of Entry Code	Mode of Transportation Code	Entry Line Value	Entry System of Release	Message Set Indicator (Entry)
--------------	-----------------	------------	-----------------	--------------------	-----------------------------	------------------	-------------------------	-------------------------------

Main Report | Report Parameters

Main Report | Track Changes: Off | Page 1 of 1 | 100%

CR-005 Cargo Release Entry Details Report Prompts

The screenshot shows the ACE secure data portal interface. At the top, the user is logged in as Carlos Rodriguez. The main content area displays a report generation dialog for 'CR-005 Cargo Release'. The dialog is titled 'Prompts' and contains two main sections:

- Prompts Summary:** A list of report parameters, each with a green checkmark indicating it is selected:
 - Entry Date (Begin)
 - Entry Date (End)
 - Country of Origin
 - HTS Number
 - Importer Number
 - Port of Entry
- Entry Date (Begin):** A section for selecting a date range, featuring a 'Selected Value(s)' field and a calendar icon.

At the bottom of the dialog are 'OK' and 'Cancel' buttons. The background shows the report parameters for 'CR-005 Cargo Release', including 'Entry Dates Between: ALL to ALL' and 'Port of Entry: ALL'. A table with columns 'Entry Number' and 'Entry Type Code' is visible but empty.

CR-005 Cargo Release Entry Details Report Results


ace secure data portal Welcome: Carlos Rodriguez | Applications | Preferences | Help menu | Log off

Home Documents Loading...

Cargo Release | Entry Summary | Revenue

Viewer

Web Intelligence | [Icons] | Track | Drill | Filter Bar | Freeze | Outline | Reading | Design | Data | [Settings]



CR-005
Cargo Release Entry Details

FOR OFFICIAL USE ONLY UNLESS OTHERWISE AUTHORIZED

NO DATA FOUND

Report Parameters:

Entry Dates Between: ALL to ALL	HTS Number: ALL	Country of Origin: ALL
Port of Entry: ALL	Importer Number: ALL	

Entry Number	Entry Type Code	Entry Date	Importer Number	Port of Entry Code	Mode of Transportation Code	Entry Line Value	Entry System of Release	Message Set Indicator (Entry)
Y0507199150	01	07/01/2016	12-345678900	5501	11	\$75,672.00	ACE	N
Y0507590820	01	07/01/2016	12-345678900	4501	40	\$3,177.00	ACE	N
Y0507721276	11	07/01/2016	12-345678900	5505	40	\$219.00	ACE	N
Y0507722019	01	07/01/2016	12-345678900	1503	40	\$32,459.00	ACE	N
Y0507723199	11	07/01/2016	12-345678900	1503	40	\$2,067.00	ACE	N

Main Report | Report Parameters

Main Report | Track Changes: Off | Page 1 of 1 | 100%

Modified CR-005 Cargo Release Entry Details Report

Viewer

File Properties Report Element Format Data Access Analysis Page Setup Reading Design Data

Table Cell Section Chart Others Tools Position Linking

Turn Into Set as Section



CR-005
Cargo Release Entry Details

FOR OFFICIAL USE ONLY UNLESS OTHERWISE AUTHORIZED

NO DATA FOUND

Report Parameters:

Entry Dates Between: ALL to ALL	HTS Number: ALL	Country of Origin: ALL
Port of Entry: ALL	Importer Number: ALL	

Entry Number	Entry Type Code	Entry Date	Importer Number	Port of Entry Code	Mode of Transportation Code	Entry Line Value	Entry System of Release	Message Set Indicator (Entry)

CR-005 Cargo Release Entry Details Report Query Panel

The screenshot displays the ACE Secure Data Portal interface. At the top, the user is logged in as Carlos Rodriguez. The main window is titled "Cargo Release" and shows the "Query Panel" for "CR-005 Cargo Release Entry Details".

Query Panel Components:

- Universe outline:** A tree view showing the data structure. A search box "Type here to filter tree" is highlighted with a red box. The tree includes "Cargo Release" with sub-items: "Entry", "Entry Line", "HTS By Agency", "Date Objects", and "Manifest".
- Result Objects:** A list of fields available for the query. A search box "Type here to filter tree" is also present. Fields include: "Entry Number", "Entry Type Code", "Entry Date", "Importer Number", "Filer Code", "Mode of Transportation Code", "Port of Entry Code", "Entry Line Value", "Entry System of Release", "Message Set Indicator (Entry)", "Entry Status", "Location of Goods FIRMS Code", and "Number of Days since Entry Created". The "Number of Days since Entry Created" field is highlighted with a red box.
- Query Filters:** A section for defining filters. It includes "HTS Number - Full" (In list) and "Country of Origin Code" (In list).
- Data Preview:** A section for viewing the query results, currently empty. A "Refresh" button is visible.

At the bottom right, a status bar indicates "Last refresh date: July 20, 2016 1:50:48 PM GMT-04:00" and "19 minutes ago".

CR-005 Cargo Release Entry Details Report Results

ace secure data portal

Welcome: Carlos Rodriguez | Applications | Preferences | Help menu | Log off

Home Documents Loading...

Cargo Release | Entry Summary | Revenue

Viewer

File Properties Report Element Format Data Access Analysis Page Setup Reading Design Data

Table Cell Section Chart Others Tools Position Linking

Turn Into Set as Section

Available Objects

Type here to filter tree

- CR-005 Cargo Release Entry Details
 - Entry Date
 - Entry Number
 - Entry Status
 - Entry System of Release
 - Entry Type Code
 - Filer Code
 - Importer Number
 - Location of Goods FIRMS Code
 - Message Set Indicator (Entry)
 - Mode of Transportation Code
 - Number of Days since Entry Created
 - Port of Entry Code
 - Entry Line Value
 - Variables

Arranged by: Alphabetic order

FOR OFFICIAL USE ONLY UNLESS OTHERWISE AUTHORIZED

CR-005 Cargo Release Entry Details

Report Parameters:

Entry Dates Between: 07/01/2016 to 07/20/2016	HTS Number: ALL	Country of Origin: ALL
Port of Entry: ALL	Importer Number: ALL	

Entry Number	Entry Status	Location of Goods FIRMS Code	Number of Days since Entry Created	Entry Type Code	Entry Date	Importer Number	Port of Entry Code	Mode of Transportation Code	Entry
--------------	--------------	------------------------------	------------------------------------	-----------------	------------	-----------------	--------------------	-----------------------------	-------

Main Report | Report Parameters

Track Changes: Off | Page 1 of 1 | 100% | 2 minutes ago

Canned AM-068 Entry Summary Report

ace secure data portal

Welcome: Carlos Rodriguez | Applications | Preferences | Help menu | Log off

Home | Documents | Loading... | Cargo Release | **Entry Summary** | Revenue

Entry Summary | ADCVD

Viewer

Web Intelligence | Track | Drill | Filter Bar | Freeze | Outline | Reading | Design | Data

AM-068 Entry Summary Report

Entry Numbers: --ALL--
 Importer Numbers: --ALL--
 Filer Codes: --ALL--
 Manufacturer Codes: --ALL--
 HTS Numbers: --ALL--
 Entry Types: --ALL--
 Port Codes: --ALL--
 COO Codes: --ALL--
 COE Codes: --ALL--
 Visa Category: --ALL--
 ADD CVD Status: --ALL--
 Primary SPI: --ALL--
 Secondary SPI: --ALL--
 Release Date between 1/1/2000 12:00:00 AM and 12/31/2020 12:00:00 AM
 Include Entries with no Release Date: Yes
 Liquidation Date between 1/1/2000 12:00:00 AM and 12/31/2020 12:00:00 AM
 Include Entries with no Liquidation Date: Yes
 Entry Date between and
 Include Entries with no Entry Date: No
 Creation Date between 1/1/2000 12:00:00 AM and 12/31/2020 12:00:00 AM

Entry Nbr	Release Dt	Liquidation D	Entry Dt	Create Dt	Importer Nbr	Importer Name	Filer Cd	Consignee Nbr	Entry Type	POE Cd	NAFTA Recon Ind	Other Recon Ind	System Control Code
-----------	------------	---------------	----------	-----------	--------------	---------------	----------	---------------	------------	--------	-----------------	-----------------	---------------------

Report 1

Report 1 | Track Changes: Off | Page 1 of 1 | 75%

Modified AM-068 Entry Summary Report

The screenshot displays the ACE secure data portal interface. At the top, the user is logged in as Carlos Rodriguez. The main workspace is divided into several panels:

- Viewer:** Shows a file explorer for 'AM-068 Entry' with a list of entry-related folders and files.
- Universe outline:** A hierarchical tree view showing the data model structure, including 'Account Management' and 'Date Objects'.
- Result Objects:** A list of fields available for the query, including 'Entry Number', 'Entry Report Release Date', 'Entry Report Liquidation Date', 'Entry Report Entry Date', 'Entry Report Creation Date', 'Importer Number', 'Importer Name', 'Filer Code', 'Consignee Number', 'Entry Type', 'District Port Code', 'NAFTA Recon Indicator', 'Other Recon Indicator', 'System Control Code', 'PSC Indicator', 'Summary Date', and 'Number of Lines'. The 'PSC Indicator', 'Summary Date', and 'Number of Lines' fields are highlighted with a red box.
- Query Filters:** A section for defining filters, currently showing 'Entry Number', 'District Port Code', and 'Broker Code'.
- Data Preview:** A section for viewing the results of the query, currently empty.

The bottom status bar indicates the last refresh date: 'Last refresh date: (This document has never been refreshed.)'.

Using Wildcards in the Modified AM-068 Entry Summary Report

The screenshot displays the 'Query Panel' interface with the following components:

- Universe outline:** A tree view on the left showing the hierarchy of data objects, including 'Account Management', 'Broker', 'Importer', 'District Port', and 'Entry Report'.
- Result Objects:** A grid of buttons representing various data fields such as 'HTS Number', 'UOM Code', 'Entry Report Creation Date', 'Entry Report Entry Date', 'Importer Number', 'Entry Number', 'Line Number', 'District Port Code', 'COO Code', 'COE Code', 'Entry Type', 'UOM Quantity', 'Estimated Duty Amount', 'Entered Value Amount', 'Manufacturer Code', 'Discrepancy Indicator', 'NAFTA Recon Indicator', 'Other Recon Indicator', 'Visa Number', 'Visa Category Code', 'ADD CVD Status Code', 'Primary SPI Indicator', 'Secondary SPI Indicator', 'Filer Code', and 'System Control Code'.
- Query Filters:** A section where filters are defined. A filter for 'HTS Number' is highlighted with a red box, showing the configuration: 'HTS Number' selected, 'Matches pattern' as the operator, and '9801%' as the value. Below it, filters for 'District Port Code' are shown with the operator 'In list'.
- Data Preview:** A section at the bottom with a search bar and a 'Refresh' button.

Using “And/Or” Operators in the Modified AM-068 Entry Summary Report

The screenshot displays the 'Query Panel' interface. On the left is the 'Universe outline' tree with 'District Port Code' selected. The 'Result Objects' section contains various data fields. The 'Query Filters' section is active, showing a filter for 'HTS Number' with the value '9801%' and a filter for 'District Port Code' with the value 'In list'. A red box highlights the 'And' and 'Or' operators between the filters, and another red box highlights the 'District Port Code' filter itself. The 'Data Preview' section is empty.

AM-068 Entry Summary Report Results

ace secure data portal

Welcome: Carlos Rodriguez | Applications | Preferences | Help menu | Log off

Home Documents Loading... | Cargo Release | **Entry Summary** | Revenue

Entry Summary | ADCVD

Viewer

File Properties | Report Element | Format | Data Access | Analysis | Page Setup | Reading | Design | Data

Table | Cell | Section | Chart | Others | Tools | Position | Linking

Turn Into | Set as Section

Available Objects

- Type here to filter tree
- District Port Code
- Entry Number
- Entry Report Creation Date
- Entry Report Entry Date
- Entry Report Liquidation Date
- Entry Report Release Date
- Entry Type
- File Code
- Importer Name
- Importer Number
- NAFTA Recon Indicator
- Other Recon Indicator
- PSC Indicator**
- Summary Date**
- System Control Code
- Number of Lines**
- Variables

AM-068 Entry Summary Report

Entry Numbers: --ALL--
Importer Numbers: --ALL--
File Codes: --ALL--
Manufacturer Codes: --ALL--
HTS Numbers: --ALL--
Entry Types: --ALL--
Port Codes: --ALL--
COO Codes: --ALL--
COE Codes: --ALL--
Visa Category: --ALL--
ADD CVD Status: --ALL--
Primary SP: --ALL--
Secondary SP: --ALL--
Release Date between 1/1/2000 12:00:00 AM and 12/31/2020 12:00:00 AM
Include Entries with no Release Date: Yes
Liquidation Date between 1/1/2000 12:00:00 AM and 12/31/2020 12:00:00 AM
Include Entries with no Liquidation Date: Yes
Entry Date between 1/1/2018 9:25:04 PM and 1/20/2018 9:25:20 PM
Include Entries with no Entry Date: No
Sort on Data between 1/1/2018 9:24:45 PM and 1/20/2018 9:24:54 PM

Entry Nbr	Summary Date	PSC Indicator	Number of Lines	Release Dt	Liquidation Dt	Entry Dt	Creates Dt	Importer Nbr	Importer Name	File Cd	Consigne Nbr	Entry Type	POE Cd	NAFTA Recon Ind	Other Recon Ind	System Control Code
-----------	--------------	---------------	-----------------	------------	----------------	----------	------------	--------------	---------------	---------	--------------	------------	--------	-----------------	-----------------	---------------------

Report 1

Track Changes: Off | Page 1 of 1+ | 60% | 1 minute ago

Canned AM-008 Entry Summary Line Detail Report

ace secure data portal

Welcome: Carlos Rodriguez | Applications | Preferences | Help menu | Log off

Home | Documents | Loading...

Cargo Release | **Entry Summary** | Revenue

Entry Summary | ADCVD

Viewer

Web Intelligence | Track | Drill | Filter Bar | Freeze | Outline

Reading | Design | Data

AM-008 Entry Summary Line Detail Report

Entry Numbers: --ALL--
 Importer Numbers: --ALL--
 Filter Codes: --ALL--
 Entry Date between and
 Creation Date between 1/1/2000 12:00:00 AM and 12/31/2020 12:00:00 AM

Entry Nbr	Entry Line Nbr	Importer Nbr	Entry Type	Entry Dt	Create Dt	COE Cd	DOO Cd	POE Cd	Mfr Cd	HTS Nbr	Visa Nbr	Visa Cat Cd	ADD CVD Status Cd	Primary SPI Ind	Secondary SPI Ind	Discrpt Ind	NAFTA Recon Ind	Other Recon Ind	UOM	Qty	Entered Value	Est'd Duty	System Control Code	
Sum																								

Report 1

Report 1 | Track Changes: Off | Page 1 of 1 | 62% | 7 years ago

javascript:void(null); 100%

Modified AM-008 Entry Summary Line Detail Report

The screenshot displays the ACE secure data portal interface. At the top, the header includes the ACE logo and the text "ace secure data portal". The user is identified as "Carlos Rodriguez" with options for "Applications", "Preferences", "Help menu", and "Log off".

The main interface is divided into several sections:

- Query Panel:** Contains a search bar with the text "estimated" and buttons for "Add Query", "Run Query", and "Close".
- Universe outline:** A tree view showing the hierarchy of data objects, including "Master Perspective" and "Account Management" with sub-items like "Cargo Entry Report", "Cargo Exam Result", and "Entry Report".
- Result Objects:** A grid of buttons representing various data fields. Two buttons, "Estimated Tax" and "Estimated Fees", are highlighted with a red rectangular box.
- Query Filters:** A section with a funnel icon and two filter buttons: "Broker Code" and "Entry Number".
- Data Preview:** A section with a "Refresh" button and a search input field labeled "Type a text to filter the values".

On the right side, there is a "Reading Design Data" panel with a table showing columns for "Estid Duty" and "System Control Code".

At the bottom of the interface, there is a status bar with the text "Last refresh date: (This document has never been refreshed.)" and a zoom level of "100%".

javascript:void(null);

AM-008 Entry Summary Line Detail Report Results

File Properties Reading Design ▾ Data

Report Element Format Data Access Analysis Page Setup

Data Providers Tools Data Objects

New data provider ▾ Edit Purge ▾ New Variable ▾ Merge

Available Objects

Type here to filter tree

- Line Number
- Manufacturer Code
- NAFTA Recon Indicator
- Other Recon Indicator
- Primary SPI Indicator
- Secondary SPI Indicator
- System Control Code
- UOM Code
- Visa Category Code
- Visa Number
- Entered Value Amount
- Estimated Duty Amount
- Estimated Fees
- Estimated Tax
- UOM Quantity
- Variables

Arranged by: Alphabetic order ▾

AM-008 Entry Summary Line Detail Report

Entry Numbers: --ALL--
 Importer Numbers: --ALL--
 Filter: Y05
 Entry Date between 7/9/2016 10:31:23 PM and 7/9/2016 10:31:31 PM
 Creation Date between 7/9/2016 10:31:01 PM and 7/9/2016 10:31:08 PM

Entry Nbr	Line Nbr	Importer Number	Entry Type	Entry D	Create	COE Cd	COO Cd	PO F	Nbr Cd	HTS Nbr	Visa Nbr	Visa Cat Cd	ADD CVD	Prmary SPI Ind	Secndry SPI Ind	Discrep Ind	Recon Ind	Recon Ind	UOM	Qty	Entered Value	Estimated Fees	Estimated Tax	Est'd Duty	System Control Code
Y05071931	1	12-345678900	01	7/9/2016	7/9/2016	IT	IT	5501	ITXXXXXXXXXX	8803300030						0		001	KG	50	\$7,622.00	\$356.73	\$0.00	\$0.00	ACE
Y05071931	2	12-345678900	01	7/9/2016	7/9/2016	IT	IT	5501	ITXXXXXXXXXX	8803300030						0		001	KG	128	\$19,470.00	\$0.00	\$0.00	\$0.00	ACE
Y05071931	3	12-345678900	01	7/9/2016	7/9/2016	IT	IT	5501	ITXXXXXXXXXX	8803300030						0		001	KG	63	\$9,590.00	\$0.00	\$0.00	\$0.00	ACE
Y05071931	4	12-345678900	01	7/9/2016	7/9/2016	IT	IT	5501	ITXXXXXXXXXX	8803300030						0		001	KG	256	\$36,940.00	\$0.00	\$0.00	\$0.00	ACE
Y0507590	1	12-345678900	01	7/9/2016	7/9/2016	DE	DE	4501	ITXXXXXXXXXX	8206300030						0			NO	20	\$3,177.00	\$25.00	\$0.00	\$0.00	ACE
Y0507724	1	12-345678900	11	7/9/2016	7/9/2016	IL	IL	5501	ITXXXXXXXXXX	8302436055			C			0			KG	5	\$219.00	\$0.00	\$0.00	\$0.00	ACE
Y0507722	1	12-345678900	01	7/9/2016	7/9/2016	GB	GB	1503	ITXXXXXXXXXX	8803300030						0		001	KG	14	\$32,453.00	\$112.44	\$0.00	\$0.00	ACE
Y0507723	1	12-345678900	11	7/9/2016	7/9/2016	DE	DE	1503	ITXXXXXXXXXX	8214100020						0			KG	10	\$2,067.00	\$2.00	\$0.00	\$76.48	ACE
Y0507723	1	12-345678900	01	7/9/2016	7/9/2016	GB	GB	1503	ITXXXXXXXXXX	8803300030						0		001	KG	6	\$12,472.00	\$43.20	\$0.00	\$0.00	ACE
Y0507723	1	12-345678900	11	7/9/2016	7/9/2016	GB	GB	1503	ITXXXXXXXXXX	8803300030						0			KG	1	\$2,475.00	\$2.00	\$0.00	\$0.00	ACE
Y0507728	1	12-345678900	01	7/9/2016	7/9/2016	CN	CN	4501	ITXXXXXXXXXX	3505105020						0			X	0	\$14,026.00	\$265.17	\$0.00	\$0.00	ACE
Y0507728	2	12-345678900	01	7/9/2016	7/9/2016	CN	CN	4501	ITXXXXXXXXXX	6702903500						0			X	0	\$17,551.00	\$0.00	\$0.00	\$1577.79	ACE
Y0507728	3	12-345678900	01	7/9/2016	7/9/2016	CN	CN	4501	ITXXXXXXXXXX	3505104010						0			NO	360	\$1,202.00	\$0.00	\$0.00	\$0.00	ACE
Y0507728	4	12-345678900	01	7/9/2016	7/9/2016	CN	CN	4501	ITXXXXXXXXXX	6702102000						0			X	0	\$6,784.00	\$0.00	\$0.00	\$563.86	ACE
Y0507728	5	12-345678900	01	7/9/2016	7/9/2016	CN	CN	4501	ITXXXXXXXXXX	3505104020						0			X	0	\$9,186.00	\$0.00	\$0.00	\$0.00	ACE

Canned AM-100 Courtesy Notice of Liquidation Report

ace secure data portal

Welcome: Carlos Rodriguez | Applications | Preferences | Help menu | Log off

Home | Documents | Loading...

Cargo Release | **Entry Summary** | Revenue

Entry Summary | AD/CVD

Viewer

Web Intelligence | Track | Drill | Filter Bar | Freeze | Outline

Reading | Design | Data

Courtesy Notice of Entries Scheduled to Liquidate (this is not a bill)

Liquidation Date between and
Importer Numbers: --ALL--
Filer Codes: --ALL--
Latest Cycle Only: Yes

*** Please note that Entry Types 11 and 12 will not show on this report ***

*** This courtesy notice is not the official notice of liquidation, has no legal effect, and does not trigger the protest filing period.***

Importer Number	Importer Name	Goods Entered Port Code	Goods Entered Port Name	Filer Code	Entry Number	Date of Entry	Entry Type Code	Liquidation Date	Initial Amount	Liquidation Amount	Liquidation Status Description	Batch Number

Report 1

Track Changes: Off | Page 1 of 1 | 100% | 3 years ago

javascript:void(null); | 100%

Modified AM-100 Courtesy Notice of Liquidation Report

The screenshot displays the ACE secure data portal interface. At the top, the user is logged in as Carlos Rodriguez. The main area is divided into several sections:

- Query Panel:** Contains a 'Query Panel' window with 'Add Query' and 'Run Query' buttons.
- Universe outline:** A tree view on the left showing a 'Master Perspective' and 'Account Management' categories with sub-items like Broker, Importer, and various reports.
- Result Objects:** A central area with a grid of buttons for data fields. Two buttons are highlighted with red boxes: 'Bill - Refund Status Description' and 'Bill - Refund Number'. Other visible buttons include 'Importer Number', 'Importer Name', 'Goods Entered Port Code', 'Goods Entered Port Name', 'Date of Liquidation', 'Entry Number', 'Entry Type Code', 'Date of Entry', 'Initial Amount', 'Liquidation Amount', 'Batch Number', 'Filer Code', 'Liquidation Type Description', 'Cycle Begin Date', and 'Cycle End Date'.
- Query Filters:** A section below the result objects with a funnel icon, containing filters for 'Broker Code', 'Most Recent Cycle Only (Y/N)', and 'Importer Number'. An 'And' filter is also present for 'Active Liquidation Indicator' set to 'Equal to' with a value of 'Y'.
- Data Preview:** A section at the bottom with a 'Refresh' button.
- Left Panel:** Contains a 'Courtesy Notice of Liquidation' section with text and a 'Report 1' button.

AM-100 Courtesy Notice of Liquidation Report Results

ace secure data portal

Welcome: Carlos Rodriguez | Applications | Preferences | Help menu | Log off

Home | Documents | Loading...

Cargo Release | **Entry Summary** | Revenue

Entry Summary | AD/CVD

Viewer

File | Properties | Report Element | Format | Data Access | Analysis | Page Setup | Reading | Design | Data

Table | Cell | Section | Chart | Others | Tools | Position | Linking

Available Objects

- Type here to filter tree
- AM-100 Courtesy Notice of Liquidation
 - Batch Number
 - Bill - Refund Number
 - Bill - Refund Status Description**
 - Cycle Begin Date
 - Cycle End Date
 - Date of Entry
 - Date of Liquidation
 - Entry Number
 - Entry Type Code
 - Filer Code
 - Goods Entered Port Code
 - Goods Entered Port Name
 - Importer Name
 - Importer Number
 - Liquidation Type Description
 - Initial Amount

Arranged by: Alphabetic order

Courtesy Notice of Entries Scheduled to Liquidate (this is not a bill)

Liquidation Date between 7/29/16 and 8/4/16
Importer Numbers: --ALL--
Filer Codes: --ALL--
Latest Cycle Only: Yes
*** Please note that Entry Types 11 and 12 will not show on this report ***
*** This courtesy notice is not the official notice of liquidation, has no legal effect, and does not trigger the protest filing process.

Importer Nbr	ACE Test Importer	Goods Entered Port Code	Goods Entered Port Name	Filer	Entry Number	Date of Entry	Entry Type Code	Liquidation Date	Initial Amount	Liquidation Amount	Liquidation Status Description	Bill - Refund Number	Bill - Refund Status Description
12-345678900	ACE Test Importer	0712	CHAMPLAIN-ROUSE POINT LOS ANGELES, CA	Y05	Y0507314437	9/18/2015	01	7/29/2016	\$543.01	\$543.01	No Change	0	Sent to Revenue
12-345678900	ACE Test Importer	2704	CHAMPLAIN-ROUSE POINT LOS ANGELES, CA	Y05	Y0507305914	9/17/2015	01	7/29/2016	\$1,070.57	\$1,070.57	No Change	0	Sent to Revenue
12-345678900	ACE Test Importer	3801	DETROIT, MI	Y05	Y0507327827	9/19/2015	01	7/29/2016	\$34.64	\$34.64	No Change	0	Sent to Revenue
12-345678900	ACE Test Importer	3901	CHICAGO, IL	Y05	Y0507327769	9/17/2015	01	7/29/2016	\$147.10	\$147.10	No Change	0	Sent to Revenue
12-345678900	ACE Test Importer	3901	CHICAGO, IL	Y05	Y0507327892	9/18/2015	01	7/29/2016	\$137.46	\$137.46	No Change	0	Sent to Revenue
12-345678900	ACE Test Importer	4197	DHL COURIER	Y05	Y0507314346	9/14/2015	01	7/29/2016	\$151.69	\$151.69	No Change	0	Sent to Revenue
12-345678900	ACE Test Importer	4197	DHL COURIER	Y05	Y0507314353	9/15/2015	01	7/29/2016	\$117.58	\$117.58	No Change	0	Sent to Revenue
12-345678900	ACE Test Importer	4197	DHL COURIER	Y05	Y0507327512	9/15/2015	01	7/29/2016	\$76.39	\$76.39	No Change	0	Sent to Revenue

Report 1

Track Changes: Off | Page 1 of 1 | 62% | 17 minutes ago

100%

Canned ESM-7068 Entry Summary Report

ace secure data portal

Welcome: Carlos Rodriguez | Applications | Preferences | Help menu | Log off

Home Documents Loading...

Cargo Release **Entry Summary** Revenue

Entry Summary | AD/CVD

Viewer

Web Intelligence | Track | Drill | Filter Bar | Freeze | Outline | Reading Design Data

ESM-7068 Entry Summary Report

Report Parameters

Broker Codes:	-ALL-
Entry Numbers:	-ALL-
Importer Numbers:	-ALL-
Entry Date between:	and
Manufacturer Codes:	-ALL-
HTS Numbers:	-ALL-
Entry Type:	-ALL-
Port Code:	-ALL-
Country of Origin:	-ALL-
Country of Export:	-ALL-
Release Date between:	and
Liquidation Date between:	1/1/2000 and 12/31/2020
Create Date between:	1/1/2000 and 12/31/2020
Primary SPI Codes:	-ALL-
Secondary SPI Codes:	-ALL-
Include Entries With No Entry Dates:	-YES-
Include Entries With No Release Dates:	Yes
Include Entries With No Liquidation Dates:	Yes

Entry Number	Entry Date	Create Date	Port Code	Control Team Number	Line Team Number	NAFTA Reconciliation Indicator	Other Reconciliation Indicator	Release Date	Liquidation Date	Importer Name	Importer Number	Filer Code	Entry Type Code	Consignee Number (Line)	System Control Code
--------------	------------	-------------	-----------	---------------------	------------------	--------------------------------	--------------------------------	--------------	------------------	---------------	-----------------	------------	-----------------	-------------------------	---------------------

Report 1

Report 1 | Track Changes: Off | Page 1 of 1 | 69% | 100%

javascript:void(null);

Modified ESM-7068 Entry Summary Report

ace secure data portal

Welcome: Carlos Rodriguez | Applications | Preferences | Help menu | Log off

Home | Documents | Loading... | Query Panel

Entry Summary | AD/CVD | Run Query | Close

Universe outline

- Master Perspective
 - version
 - ESM-10002 Entry Summary Universe
 - Summary Header
 - Summary Header and Line
 - Financials
 - Targeting

Result Objects

- Entry Number
- NAFTA Reconciliation Indicator
- System Control Code
- Other Reconciliation Type Description
- Ultimate Consignee Number
- Consignee Number (Line)
- Importer Name
- File Code
- Entry Type Code
- Entry Date
- Release Date
- Liquidation Date
- Create Date
- Port of Entry
- Importer Number
- PSC Reasons Concatenated
- Control Team Number
- Team Number
- Broker Reference Number
- Version Number

Query Filters

- Entry Number
- System Control Code: Not Equal to ACS
- Primary SPI Code

Data Preview

Refresh

Type a text to filter the values

Report 1 | Query 1

Last refresh date: (This document has never been refreshed.)

ESM-7068 Entry Summary Report Results

Viewer

File Properties

Report Element Format Data Access Analysis Page Setup

Table Cell Section Chart Others Tools Position Linking

Table Layout Behaviors

Break Insert Header Footer

Available Objects

Type here to filter tree

- ESM-7068 Entry Summary Report
 - Broker Reference Number
 - Consignee Number (Line)
 - Control Team Number
 - Create Date
 - Entry Date
 - Entry Number
 - Entry Type Code
 - File Code
 - Importer Name
 - Importer Number
 - Liquidation Date
 - NAFTA Reconciliation Indicator
 - Other Reconciliation Type Description
 - Port of Entry
 - Version Number
 - Release Date

Arranged by: Alphabetic order

ESM-7068 Entry Summary Report

Report Parameters

Broker Codes	:Y05
Entry Numbers	:--ALL--
Importer Numbers	:--ALL--
Entry Date between	:01/1/2016 and 12/31/2016
Manufacturer Codes	:--ALL--
HTS Numbers	:--ALL--
Entry Type	:--ALL--
Port Code	:--ALL--
Country of Origin	:--ALL--
Country of Export	:--ALL--
Release Date between	:01/1/2000 and 12/31/2020
Liquidation Date between	:01/1/2018 and 12/31/2020
Create Date between	:01/1/2000 and 12/31/2020
Primary SPI Codes	:--ALL--
Secondary SPI Codes	:--ALL--
Include Entries With No Entry Dates	:--YES--
Include Entries With No Release Dates	:Yes
Include Entries With No Liquidation Dates	:Yes

Entry Number	Broker Reference Number	Version Number	Entry Date	Create Date	Port Code	Control Team Number	Line Team Number	NAFTA Reconciliation Indicator	Other Reconciliation Indicator	Release Date	Liquidation Date	Importer Name	Importer Number	File Code	Entry Type Code	Consignee Number (Line)	System Control Code
--------------	-------------------------	----------------	------------	-------------	-----------	---------------------	------------------	--------------------------------	--------------------------------	--------------	------------------	---------------	-----------------	-----------	-----------------	-------------------------	---------------------

Adding MPF and HMF to the ESM – 7068 Entry Summary Report

The screenshot shows the Query Panel interface with the following components:

- Universe outline:** A tree view on the left showing various data objects. 'Merchandise Processing Fee' and 'Harbor Maintenance Fee' are selected and highlighted with a red box.
- Result Objects:** A grid of buttons representing data fields. 'Merchandise Processing Fee' and 'Harbor Maintenance Fee' are highlighted with a red box. A red arrow points from the selection in the 'Universe outline' to these buttons.
- Query Filters:** A section with filters. 'System Control Code' is set to 'Not Equal to' 'ACS'.
- Data Preview:** A section at the bottom with a 'Refresh' button and a search bar.

Canned ESM-7008 Entry Summary Line Details Report

ace secure data portal | Welcome: Carlos Rodriguez | Applications | Preferences | Help menu | Log off

Home | Documents | Loading... | Cargo Release | **Entry Summary** | Revenue

Entry Summary | ADCVD

Viewer

Web Intelligence | Track | Drill | Filter Bar | Freeze | Outline | Reading | Design | Data

ESM-7008 Entry Summary Line Detail Report

Report Parameters

Entry Numbers:	
Importer Numbers:	
Filer Codes:	
Entry Date between:	and
Create Date between:	and
Include Entries With No Entry Dates:	

Entry Number	Entry Summary Line Number	Importer Number	Entry Type Code	Entry Date	Create Date	Port of Entry	Country Export ISO Code	Country of Origin ISO Code	Manufacturer Code	HTS Number	Standard Visa Number	Visa Cat Code	Primary SPI Indicator	Secondary SPI Indicator	NAFTA Reconciliation Indicator	Other Reconciliation Issue Code	UOM Code	UOM Qty	Goods Value Amount	Duty Amount	System Control Code
--------------	---------------------------	-----------------	-----------------	------------	-------------	---------------	-------------------------	----------------------------	-------------------	------------	----------------------	---------------	-----------------------	-------------------------	--------------------------------	---------------------------------	----------	---------	--------------------	-------------	---------------------

Report 1 | Track Changes: Off | Page 1 of 1 | 100%

javascript:void(null);

100%

Modified ESM-7008 Entry Summary Line Detail Report

The screenshot displays the ACE Secure Data Portal interface. At the top, the user is identified as Carlos Rodriguez. The main window is titled "Query Panel" and contains several sections:

- Universe outline:** Shows a tree view with "Master Perspective" and "ESM-10002 Entry Summary Univers". Under "ESM-10002", there is a "Cargo" folder containing "House Bill of Lading Number", "Internal Bill of Lading Number", "Master Bill of Lading Number", and "Sub House Bill of Lading Number".
- Result Objects:** A grid of fields including "Entry Number", "HTS Line Create Date", "SPI Code", "SPI Description", "Article Set Indicator Code", "Article Set Indicator Description", "Unit Of Measure_1_Code", "Unit Of Measure_2_Code", "Unit Of Measure_3_Code", "Country of Origin Description", "Country Export ISO Code", "Country of Origin ISO Code", "Country of Export Description", "Unit 1 Quantity", "Unit 2 Quantity", "Unit 3 Quantity", "Duty Amount", "Manufacturer Code", "Standard Visa Number", "NAFTA Reconciliation Indicator", "System Control Code", "Internal Entry Summary Number", "Textile Category Code", "Other Reconciliation Type Description", "Product Claim Code", "Importer Number", "Entry Type Code", "Port of Entry", "HTS Number", "Entry Date", "Create Date", "Entry Summary Line Number", "Goods Value Amount", "Master Bill of Lading Number", and "House Bill of Lading Number". The last three items are highlighted with a red box.
- Query Filters:** A section for defining query filters.
- Data Preview:** A section for viewing query results, with a "Refresh" button.

On the left side, there is a "Viewer" pane with "File" and "Properties" tabs, and a "Report Parameters" section with fields for "Entry Number", "Importer Number", "File Number", "Entry Date", and "Create Date".

ESM-7008 Entry Summary Report Results

File Properties

Report Element Format Data Access Analysis Page Setup

Table Cell Section Chart Others Tools Position Linking

Available Objects

- Entry Type Code
- House Bill of Lading Number
- HTS Line Create Date
- HTS Number
- Importer Number
- Internal Entry Summary Number
- Manufacturer Code
- Master Bill of Lading Number
- NAFTA Reconciliation Indicator
- Other Reconciliation Type Description
- Port of Entry
- Product Claim Code
- SPI Code
- SPI Description
- Standard Visa Number
- System Control Code

Arranged by: Alphabetic order

ESM-7008 Entry Summary Line Detail Report

Report Parameters

Entry Numbers:	--ALL--
Importer Numbers:	--ALL--
Filer Codes:	--ALL--
Entry Date between:	7/1/2016 4:39:20 and 7/21/2016 4:39:25
Create Date between:	1/1/2000 and 12/31/2020
Include Entries With No Entry Dates:	--YES--

Entry Number	Master Bill of Lading Number	House Bill of Lading Number	Entry Summary Line Number	Importer Number	Entry Type Code	Entry Date	Create Date	Port of Entry	Country Export ISO Code	Country of Origin ISO Code	Manufacturer Code	HTS Number	Standard Visa Number	Visa Cat Code	Primary SPI Indicator	Secondary SPI Indicator	NAFTA Reconciliation Indicator	Other Reconciliation Issue Code	UOM Code	UOM Qty	Goods Value Amount
--------------	------------------------------	-----------------------------	---------------------------	-----------------	-----------------	------------	-------------	---------------	-------------------------	----------------------------	-------------------	------------	----------------------	---------------	-----------------------	-------------------------	--------------------------------	---------------------------------	----------	---------	--------------------

Report 1

Modified ESM-7025 CBP Form 28,29, and 4647 Report

ace secure data portal

Welcome: Carlos Rodriguez | Applications | Preferences | Help menu | Log off

Home Documents Loading...

Cargo Release **Entry Summary** Revenue

Entry Summary | AD/CVD

Viewer

File Properties Report Element Format Data Access Analysis Page Setup Reading Design Data

Table Cell Section Chart Others Tools Position Linking

Turn Into Set as Section

ESM-7025 CBP Form 28, 29, 4647 Status Report

Report Parameters

Broker Codes:	--ALL--
Entry Numbers:	--ALL--
Entry Type:	--ALL--
Port Code:	--ALL--
Status:	--ALL--
Type of Notice:	28;29;46
Notice Date Between:	and
Due Date Between:	and

Importer Number	Type Of Notice	Due Date	Status	Port of Entry Code	Filer Code	Entry Number	Entry Type	Notice Date	Date Response Received	Issuing Team
-----------------	----------------	----------	--------	--------------------	------------	--------------	------------	-------------	------------------------	--------------

Report 1

Track Changes: Off | Page 1 of 1 | 100%

Removing Entry Summary Source Code from ESM – 7025 CBP Form 28,29, and 4647 Report

The screenshot displays a software interface for managing queries. On the left, the 'Universe outline' shows a tree structure under 'ESM-10002 Entry Summary Unive', with 'Date Objects' selected. The 'Query Filters' section contains a list of filters: 'Entry Summary Source Code', 'Trade Response Due Date', 'Action Status Code', and 'Notice Date'. The 'Entry Summary Source Code' filter is highlighted with a red box and is currently set to 'Equal to' with the value 'ACE'. The 'Result Objects' section lists various data fields such as 'Action Type Code', 'Trade Response Due Date', 'Action Status Code', 'Entry District Port Code', 'Entry Number', 'Action Create Date', 'Trade Response Date', 'Team Number', 'Internal ES Number', 'Importer Number', 'Filer Code', 'Entry Type Code', and 'Action Status Description'. The 'Data Preview' section at the bottom is currently empty.

Creating an Ad Hoc Report for PGA Message Set Data (Broker)

Home Documents

ACE REPORTS Role: Broker | Account ID: 0005676506

Search Workspaces:

Available Workspaces	Info
Trade	
Broker	i
Training	
Training	i

Updates


- 03/11/2016 - PGA Message Set - Cargo data universe deployed for Brokers and Importers
- 02/16/2016 - Final cutover to new workspace model completed
- 02/16/2016 - Infrequently used public reports retired

Tips

Training Resources

A new training workspace and resource page are now available to all ACE Reports users. The **Training** workspace contains basic reports that can be used to demonstrate reporting concepts and techniques for training purposes, while the **Training Resources** page provides in-tool training materials on how to use ACE Reports.

Click on this button bar

 Create Ad Hoc Report

Creating an Ad Hoc Report for PGA Message Set Data (Importer)

ACE REPORTS

Role: Importer | Account ID: 0005676506

Search Workspaces:


Available Workspaces	Info
Trade	
Importer	
Training	
Training	


Updates

03/11/2016 - PGA Message Set - Cargo data universe deployed for Brokers and Importers
02/16/2016 - Final cutover to new workspace model completed
02/16/2016 - Infrequently used public reports retired

Click on this button bar



 Create Ad Hoc Report

 View ACE Reports Training Resources

Tips

ACE Reports Navigation

Users may still access all reports saved to their **My Favorites** and shared folders by clicking on the **Documents** tab. This functionality remains the same in the new workspace model.



Need Assistance? The ACE Account Service Desk can be reached by phone at 866-530-4172 or via email at ACE.Support@cbp.dhs.gov

Selecting the PGA Message Set Universe and Assigning a Report Name and Description (Broker)

The screenshot shows the ACE secure data portal interface. At the top, the logo and name 'ace secure data portal' are visible on the left, and user information 'Welcome: JEB11ce | Applications | Preferences | Help menu | Log off' is on the right. The main content area is titled 'ACE REPORTS' and includes a search bar for workspaces and a list of available workspaces: Trade (Broker, Training) and Training (Training). A modal dialog box titled 'Create Ad Hoc Report' is open in the center. It contains the following fields: 'Universe' with a dropdown menu showing 'PGA Message Set - Cargo'; 'Report Name' with a text input field containing the placeholder 'Enter Report Name (Optional)'; and 'Report Description' with a text input field containing the placeholder 'Enter Report Short Description (Optional)'. At the bottom of the dialog are two buttons: a blue 'Create Adhoc' button with a checkmark and a red 'Close' button with an 'X'. Below the dialog, there is a section for 'Running Standard Reports' with a video player and a link to a training video. At the bottom of the page, there is a dark blue banner with a question mark icon and the text 'Need Assistance? The ACE Account Service Desk can be reached by phone at 866-530-4172 or via email at ACE.Support@cbp.dhs.gov'. The browser's zoom level is shown as 75% in the bottom right corner.

Selecting the PGA Message Set Universe and Assigning a Report Name and Description (Importer)

Home | Documents

ACE REPORTS

Role: Importer | Account ID: 0005676506

Search Workspaces:

Available Workspaces

- Trade
- Importer
- Training
- Training

Create Ad Hoc Report

Universe:
PGA Message Set - Cargo

Report Name:

Report Description:

Running Standard Reports

Did you know you can now run a standard "canned" report in as few as three clicks? [Click here](#) to watch a quick training video on how to run a standard report. [Click here](#) for the caption file.

Need Assistance? The ACE Account Service Desk can be reached by phone at 866-530-4172 or via email at ACE.Support@cbp.dhs.gov

Ad Hoc PGA Message Set Report

The screenshot shows the 'ace secure data portal' interface. At the top, it says 'Welcome: JE811ce' with links for 'Applications', 'Preferences', 'Help menu', and 'Log off'. The browser tabs include 'Home', 'Documents', and 'PGA Message Set - Cargo...'. The main content area features the 'ace' logo and the text 'PGA Message Set - Cargo Ad Hoc'. Below this, it states 'FOR OFFICIAL USE ONLY UNLESS OTHERWISE AUTHORIZED' and 'NO DATA FOUND'. A navigation map on the left shows 'PGA Message Set - Cargo Ad Hoc' with sub-items 'Main Report' and 'Report Parameters'. The bottom status bar indicates 'Main Report', 'Track changes: Off', 'Page 1 of 1', '100%', and '132 days ago'.

Ad Hoc PGA Message Set Report Query Panel

The screenshot displays the ACE Secure Data Portal interface. At the top, the user is logged in as Carlos Rodriguez. The main window is titled "PGA Message Set - Cargo..." and contains several panels:

- Available Objects:** A list of fields including Agency Name, Description of Merchandise, Entry Date, Entry Number, Entry Status Code, Entry Type Code, Filer Code, Importer Number, Mode of Transportation Code, PGA Line Value, Port of Entry Code, Regulated HTS Number, System Of Release, Unit of Measure (PGA Line - Net), Entry Line Value, Number of PGA Entry Lines, and Variables.
- Universe outline:** A tree view showing the hierarchy: PGA Message Set - Cargo > Entry > Entry Line > HTS By Agency > PGA > Date Objects > Manifest.
- Result Objects:** A collection of fields for the query, including Entry Number, Entry Type Code, Entry Date, Importer Number, Filer Code, Mode of Transportation Code, Port of Entry Code, Entry Line Value, System Of Release, Entry Status Code, Agency Name, Regulated HTS Number, Description of Merchandise, Number of PGA Entry Lines, PGA Line Value, and Unit of Measure (PGA Line - Net).
- Query Filters:** Two filters are applied: "Filer Code Equal to EBS" and "Entry Date Between".
- Data Preview:** A section for viewing the results of the query, currently empty.

The interface also includes a "Run Query" button and a "Close" button. The bottom status bar shows the last refresh date as July 20, 2016 10:42:29 PM GMT-04:00 and a 100% zoom level.

Ad Hoc PGA Message Set Report Results

ace secure data portal Welcome: Carlos Rodriguez | Applications | Preferences | Help menu | Log off

Home Documents **PGA Message Set - Cargo...**

File Properties Report Element Format Data Access Analysis Page Setup Reading Design Data

Table Cell Section Chart Others Tools Position Linking Turn Into Set as Section

Available Objects

- PGA Message Set - Cargo Ad Hoc
 - Agency Name
 - Description of Merchandise
 - Entry Date
 - Entry Number
 - Entry Status Code
 - Entry Type Code
 - Filer Code
 - Importer Number
 - Mode of Transportation Code
 - PGA Line Value
 - Port of Entry Code
 - Regulated HTS Number
 - System Of Release
 - Unit of Measure (PGA Line - Net)
 - Entry Line Value
 - Number of PGA Entry Lines
 - Variables

FOR OFFICIAL USE ONLY UNLESS OTHERWISE AUTHORIZED

PGA Message Set - Cargo Ad Hoc

Entry Number	Entry Type Code	Entry Date	Filer Code	12-345678900	Mode of Transportation Code	Agency Name	Description of Merchandise	Number of PGA Entry Lines	PGA Line Value	Regulated HTS Number	Unit of Measure (PGA Line - Net)
Y0507530873	01	07052016	Y05	12-345678900	40	U.S. Consumer Product Safety Commission	AIRCRAFT AIR BOTTLE	1		7311000030	
Y0507530873	01	07052016	Y05	12-345678900	40	U.S. Department of Agriculture, Animal and Plant Health Inspection Service	AIRCRAFT AIR BOTTLE	1		7311000030	
Y0507530873	01	07052016	Y05	12-345678900	40	U.S. Department of Commerce, Bureau of the Census	AIRCRAFT AIR BOTTLE	1		7311000030	
Y0507530873	01	07052016	Y05	12-345678900	40	U.S. Department of Commerce, Enforcement and Compliance	AIRCRAFT AIR BOTTLE	1		7311000030	
Y0507530873	01	07052016	Y05	12-345678900	40	U.S. Department of Commerce, Foreign Trade Zones Board	AIRCRAFT AIR BOTTLE	1		7311000030	
Y0507530873	01	07052016	Y05	12-345678900	40	U.S. Department of Homeland Security, Customs and Border Protection	AIRCRAFT AIR BOTTLE	1		7311000030	
Y0507530873	01	07052016	Y05	12-345678900	40	U.S. Department of Homeland Security, Transportation Security Administration	AIRCRAFT AIR BOTTLE	1		7311000030	

Arranged by: Alphabetic order

Main Report Report Parameters

Track Changes: Off Page 1 of 1 81% 22 minutes ago

Scheduled AR-007 Periodic Statement Detail Report – Step 1

The screenshot displays the ACE Secure Data Portal interface. At the top, the logo "ace secure data portal" is visible on the left, and the user "Welcome: JEB11ce" is on the right. The main navigation bar includes "Home", "Documents", and "Loading...". Below this, there are tabs for "Cargo Release", "Entry Summary", and "Revenue". The "Revenue" tab is active, and a "Viewer" window is open. The "Viewer" window shows a "Save As" dialog with a "Favorites Folder" pane on the left containing "Carlos Test" and "Carlos AR Reports". The main area of the dialog has a table with columns "Title" and "Last Run Time", currently showing "No Items". Below the table, the "File Name" field contains "AM-008 Entry Summary Line Detail Report", and the "Save As Type" is set to "Web Intelligence". There are also fields for "Description", "Keywords", and "Assign Category". At the bottom of the dialog, there are checkboxes for "Refresh on open" (checked) and "Permanent regional formatting" (unchecked). The status bar at the bottom of the dialog shows "100%" zoom and "153 days ago".

The list panel is updated.

100%

Scheduled AR-007 Periodic Statement Detail Report – Step 2

ace secure data portal

Welcome: JE811ce | Applications | Preferences | Help menu | Log off

Home Documents Loading...

View | New | Organize | Send | More Actions | Details

My Documents

- My Favorites
 - AdhocTemp
 - Carlos Test
 - Carlos AR Reports
 - favorite #2
 - Special Reports for End of Month Reconciliations
 - Test Amy
 - Todays Webinar
 - USFIA
 - Value Report
- Inbox
- My Alerts
- Subscribed Alerts

Title	Type	Last Run	Instances
Scheduled AR-007 Periodic Statement Detail Report	Web Intelligence		0

- View
- Properties
- Modify
- Schedule
- Mobile Properties
- History
- Categories
- Document Link
- New >
- Organize >
- Send >
- Details

Total: 1 items

The list panel is updated. 100%

Scheduled AR-007 Periodic Statement Detail Report – Step 3

ace secure data portal Welcome: JE811ce | Applications | Preferences | Help menu | Log off

Home Documents Loading...

Schedule – Scheduled AR-007 Periodic Statement Detail Report

- Schedule
 - Instance Title**
 - Recurrence
 - Prompts
 - Formats
 - Caching
 - Events
 - Scheduling Server Group
 - Destinations

Instance Title
Scheduled AR-007 Periodic Statement Detail Report

Recurrence
Run object: Now
Object will run now.

Prompts
Modify values for: Scheduled AR-007 Periodic Statement Detail Report

Formats
Output Format

- Web Intelligence
- Microsoft Excel
- Adobe Acrobat
- Comma Separated Values(CSV)
- Plain Text

Destinations
Destination: Email

Keep an instance in the history
 Use default settings

From: Add Placeholder
To: Add Placeholder
Cc: Add Placeholder
Bcc: Add Placeholder
Subject: Add Placeholder
Message:

Add Attachment
File Name:
 Use Automatically Generated Name
 Use Specific Name
 Add File Extension

Schedule Cancel

The list panel is updated. 100%

ACE Export Reports

Reminders:

- Select your designated account view
- Disable your Internet browser's Pop-Up blocker



Reports – Document Tab

AES Trade Export Reports

ace secure data portal U.S. Customs and Border Protection Welcome, Carlos Rodriguez!

Home | **Inbox** | **Accounts** | Entry Summary | References | Tools

Task Selector

Select Account Type
View: Exporter [GO]

Select Task

- Accounts
 - Create Top Account
 - Create Exporter
 - Change History
 - Reports

View Top Account

Please select a valid top account.

Exporter

US Census requires additional information before they will approve access to historical export data. Please complete the following [Certification of Authority](#) and submit to exportreports@census.gov
Note: This vetting is only required for accessing historical data for the past five years and does not impact your ability to file in ACE.

Exporter Information	Other Company Name
Exporter Name: CR4236 Test Exporter 88-8881000	AKA:
ACE ID: 0010397136	DBA:
EIN: 88-8881000	DIV:

Organization
 Organizational Structure: Corporation
 DUNS #:

Account Status
 Account Status: EIN Pending
 Authorization for Reports: Pending

Contacts [Addresses](#)

[Add CBP Responsible User](#) [Add Contact](#)

Showing 1 - 1 of 1

Type	Last Name	First Name	Phone	Email
Primary Point of Contact	Test	CR4236	123-321-1111	

Account Selector List

Account List [Search]

View Settings

View By:
 Acct Name EIN

Sort by: --Select-- [Go]

Accounts

- CBP Incorporated
 - CR4236 Test Exporter 88-8881000

Reports – Document Tab

AES Trade Export Reports

ace secure data portal

Welcome: JE811ce | Applications | Preferences | Help menu | Log off

Home Documents Exporter

View | New | Organize | Send | More Actions | Details

1 of 1

Title ^	Type	Last Run	Instances
Exporter	Shortcut		

My Documents

Folders

- Public Folders
 - ACE
 - ACE Home
 - Trade Workspaces
 - Training
 - Shared Reports

Search

Total: 1 items

Trade Export Tab - Summary

The screenshot shows a web browser window with the URL [ace secure data portal](#). The user is logged in as **JE811ce**. The browser tabs include **Home**, **Documents**, **Exporter**, and **Exporter**. The page title is **Trade Export Reports**. The content area contains the following text:

These reports contain transactional export data from the Automated Export System (AES) that are confidential and should not be disclosed for nonofficial purposes per the Foreign Trade Regulations, Section 30.60 Electronic Export Information Confidential under 15 CFR 30.60. Emailing confidential information unencrypted is not recommended.

AES-201 Filer Transactions

Provides export transactions where the Filer ID matches the EIN associated with this account. The report will initially display a subset of data elements; however, the user may add or remove data elements as needed.

AES-202 USPPI Transactions

Provides export transactions where the USPPI ID matches the EIN associated with this account (self-filed or agent-filed). Routed export transactions filed by an authorized agent will only populate in the report if no date parameters are used and will include the 16 data elements provided by the USPPI to the authorized agent. All other data elements will be blank. These types of transactions will have a Routed Transaction Indicator equal to "Y" and the Filer Type Code equal to "F" (Forwarder Filed). The report will initially display a subset of data elements; however, the user may add or remove data elements as needed.

AES-203 USPPI Agent-Filed Routed Transactions

Provides routed export transactions where an authorized agent completed the filing. This report will produce a historical list of all such transactions that exist in the database for the USPPI ID/EIN associated with this account (dating back 5+ years) and will only display the 16 data elements that the USPPI provided to the authorized agent.

Note: For all reports there may be blank fields that represent optional or conditional fields where no data was reported.

Trade Export Reports Data Elements

AES – 201 – Filer Transactions Report

ITN	Shipment Reference Number	Shipment Status	Filing Option	EEI Filing Date	Export Date	USPPI ID Number	USPPI Contact Name
USPPI Company Name	Filer Name	Ultimate Consignee Company Name	Ultimate Consignee Type Code	Forwarding Agent Company Name	Conveyance Name		
Port of Export Code	HTS/Schedule B Number	HTS/Schedule B Description	Quantity 1	Unit of Measure Code (Quantity 1)	Unit of Measure Code (Quantity 2)		
Quantity 2	Export License Number	License Value	Commodity Line Value	Commodity Line Number			

AES – 202 – USPPI Transactions Report

ITN	Shipment Reference Number	Shipment Status	Filer Type Code	Routed Transaction Indicator	Filing Option	EEI Filing Date	Export Date
USPPI ID Number	USPPI Contact Name	Filer Name	Ultimate Consignee Contact Name	Ultimate Consignee Company Name	Ultimate Consignee Type Code		
USPPI Company Name	Forwarding Agent Company Name	Conveyance Name	Port of Export Code	HTS/Schedule B Number	HTS/Schedule B Description		
Quantity 1	Unit of Measure Code (Quantity 1)	Quantity 2	Unit of Measure Code (Quantity 2)	Export License Number	License Value		
Commodity Line Number	Commodity Line Value						

AES – 203 – USPPI Agent-Filed Routed Transactions Report

U.S. State of Origin	Foreign Trade Zone ID	USPPI Company Name	USPPI Address Line 1	USPPI Address Line 2	USPPI City	USPPI State	
USPPI Zip Code	USPPI ID Number	Origin of Goods D/F Indicator	Commodity Description	HTS/Schedule B Number	Quantity 1	Commodity Line Value	
Quantity 2	Export Control Classification Number						

AES – 201 Filer Transactions Report

Web Intelligence | AES-201 Filer Transactions | Electronic Export Information Confidential under 15 CFR 30.60 | NO DATA FOUND

Report Parameters:

Export Dates Between: ALL to ALL	Filing Dates Between: ALL to ALL	Filer ID Number: ALL
License Number: ALL		

Rows Returned: 0

ITN	Filing Option Type	EEI Filing Date	Export Date	USPPI ID Number	USPPI Contact Name	Filer Name	Ultimate Consignee Contact Name	Ultimate Consignee Type Code	USPPI Name

Prompts Summary

- ✓ * Run Report As: Filer
- ✓ Export Date (Begin):
- ✓ Export Date (End):
- ✓ Filing Date (Begin):
- ✓ Filing Date (End):
- ✓ Filer ID Number (no hyphen):
- ✓ License Number:

Run Report As:

Selected Value(s): Filer

To see the content of the list, click Refresh Values.

Enter search pattern

OK Cancel

Prompts

* Required prompts

AES – 202 USPPI Transactions Report

Home Documents Trade Export

Filer | USPPI

Reports

- AES Trade Reports
 - AES-201 Filer Transactions
 - AES-202 USPPI Transactions**
 - AES-203 USPPI Agent-Filed Routed Transactions

Viewer

Web Intelligence

AES-202 USPPI Transactions

Electronic Export Information Confidential under 15 CFR 30.60

NO DATA FOUND

Report Parameters:

Export Dates Between: ALL to ALL	Filing Dates Between: ALL to ALL	EIN: ALL
USPPI ID: ALL	Routed Transactions: ALL	Filer Type Code: ALL

Rows Returned: 0

ITN	Filer Type Code	Routed Transaction Indicator	Filing Option Type	EEl Filing Date	Export Date	USPPI ID Number	USPPI Contact Name	Filer Name	Ultimate Consignee Contact Name

Prompts

Prompts Summary

- * Run Report As: Filer
- Export Date (Begin):
- Export Date (End):
- Filing Date (Begin):
- Filing Date (End):
- Filer ID Number (no hyphen):
- License Number:

Run Report As:

Selected Value(s)

Filer

To see the content of the list, click Refresh Values.

Enter search pattern

Prompts

* Required prompts

OK Cancel

AES – 203- USPPI Agent-Filed Routed Transactions Report

Home Documents Trade Export

File | USPPI

Reports

- AES Trade Reports
 - AES-201 Filer Transactions
 - AES-202 USPPI Transactions
 - AES-203 USPPI Agent-Filed Routed Transactions

Viewer

Web Intelligence

AES-203
USPPI Agent-Filed Routed Transactions

Electronic Export Information Confidential under 15 CFR 30.60
NO DATA FOUND

Report Parameters:

EIN: ALL USPPI ID: ALL

Rows Returned: 0

U.S. State of Origin	Foreign Trade Zone ID	USPPI Name	USPPI Address Line 1	USPPI Address Line 2	USPPI City	USPPI State	USPPI Zip Code	USPPI ID Number	Origin of Goods D/F Indicator	Com Des

Prompts

Prompts Summary

- * Run Report As: USPPI
- EIN (no hyphen):
- USPPI ID (no hyphen):

Run Report As:

Selected Value(s)

USPPI

To see the content of the list, click Refresh Values.

Enter search pattern

OK Cancel

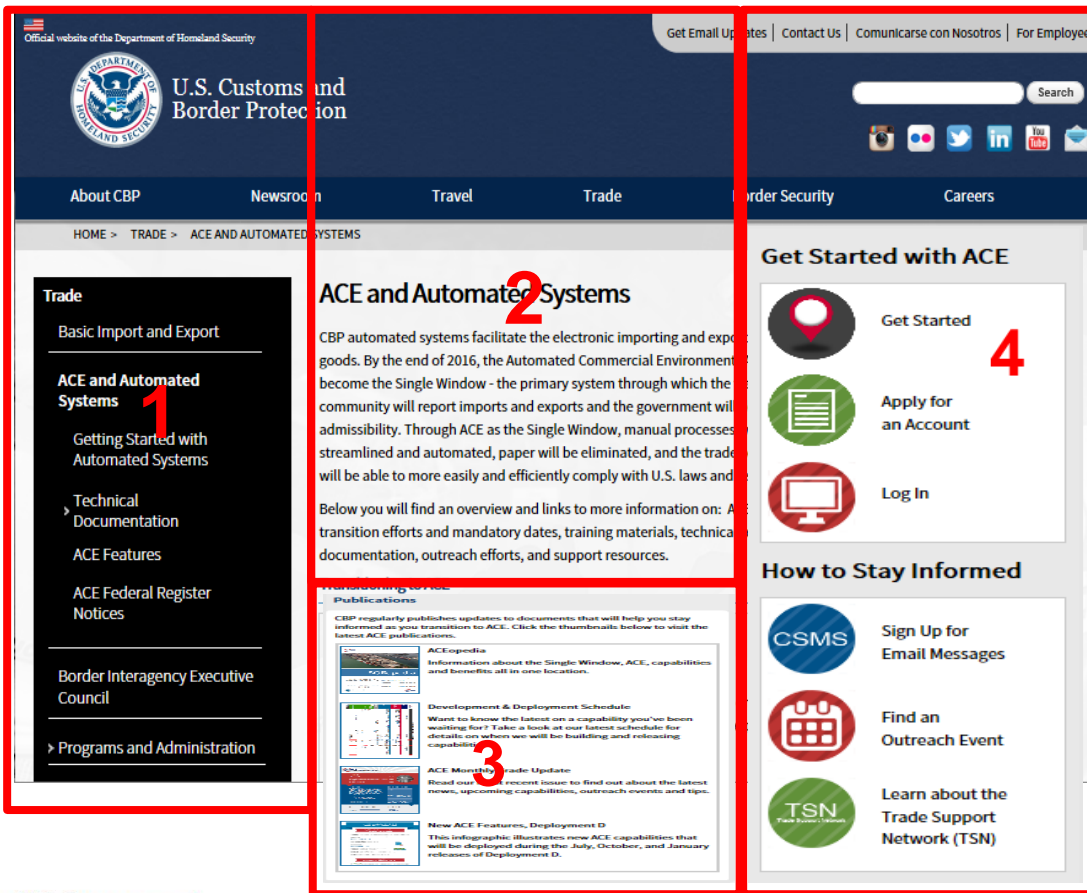
Prompts

* Required prompts

References and Resources



ACE on CBP.gov



1. Left hand navigation:
 - Getting started
 - Technical Docs like CATAIR, IGs, etc.
 - ACE Features – links to more detail on ACE
2. Middle column – updated with latest news/headlines
3. Gray box at bottom:
 - Always on the main page
 - Links to ACElopedia, Schedule, Events Calendar
4. Right hand navigation:
 - ACE portal link
 - CSMS
 - Training

Stay up to date on ACE News

- Cargo Systems Messaging Service (CSMS)
 - Subscription-based message system for users of CBP automated commercial trade systems
- Receive alerts on:
 - All commercial systems, including truck e-Manifest, air manifest, rail manifest, ocean manifest, and Automated Broker Interface (ABI)
- CSMS offers subscribers two ways to get concept:
 - Messages e-mailed directly to subscribers
 - Messages also stored on a searchable database, accessible via CBP.gov
- Subscribe for CSMS messages at:
<https://service.govdelivery.com/accounts/USDHSCBP/subscribe/new?qsp=938>
- Visit the CSMS home page to search for messages:
http://apps.cbp.gov/csms/csms.asp?display_page=1



ACE Outreach on CBP.gov

- New page that lists CBP public outreach sessions on ACE
 - Regularly as events are scheduled
 - Includes info on location, registration (if required) and how to attend each event
- After events we will post:
 - Webinar recordings
 - Presentations, materials used

The screenshot shows the official website of the U.S. Customs and Border Protection (CBP). The page is titled "ACE Outreach Events for Trade" and is part of the "ACE - AUTOMATED COMMERCIAL ENVIRONMENT TECHNICAL INFORMATION" section. The page features a navigation menu with options like "About CBP", "Newsroom", "Travel", "Trade", "Border Security", and "Careers". The main content area includes a "Trade" sidebar with links to "Basic Import and Export", "ACE and Automated Systems", "Technical Documentation", "ACE Technical Information", "Automated Commercial System/Broker Interface", "Automated Export System", "ACE Features", and "ACE Federal Register". The main content area has a section for "ACE Outreach Events for Trade" with a sub-section for "Previous ACE Presentations". This section includes a table with columns for "Topic" and "Date". The table lists an "ACE Quota Webinar (re-recording)" on June 28, 2016, with links for "Webinar Recording" and "Webinar Presentation". The page also features a "Get Started with ACE" sidebar with links for "Get Started", "Apply for an Account", "Log In", and "How to Stay Informed" (including "Sign Up for Email Messages" and "Find an").

WWW.CBP.GOV/ACEOUTREACH

ACE Resources

Technical Support

For technical support with the ACE system, functions or data, please contact:



ace.support@cbp.dhs.gov



(866) 530-4172

General Support

For non-technical inquiries please submit questions to:



askace@cbp.dhs.gov

News & Training

For non-technical inquiries please submit questions to:



cbp.gov/aceoutreach



cbp.gov/trade/ace/training-and-reference-guides



http://apps.cbp.gov/csms/csms.asp?display_page=1

Questions?

ACE.Support@cbp.dhs.gov
1-866-530-4172



www.cbp.gov/trade/automated/ace-faq