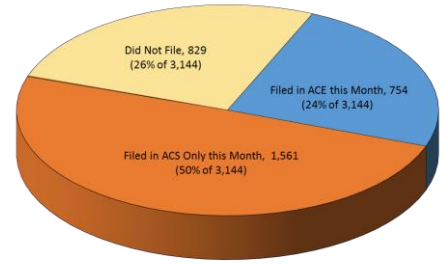




Cargo Release and Entry Summary Filer Statistics

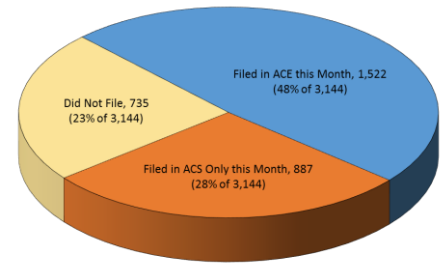
Cargo Release (CR) – Total 3,144 Filers

- 31% (754 out of 2,315) of all CR filers who filed in November submitted via ACE, up from 30% in October.
- 113 filers filed ACE CR for the first time, bringing the total number of ACE CR filers filing at least one time to 1,000.
- 144 of the top 200 baseline filers have filed at least one ACE CR. The remaining 56 filers account for 12% of total CR.

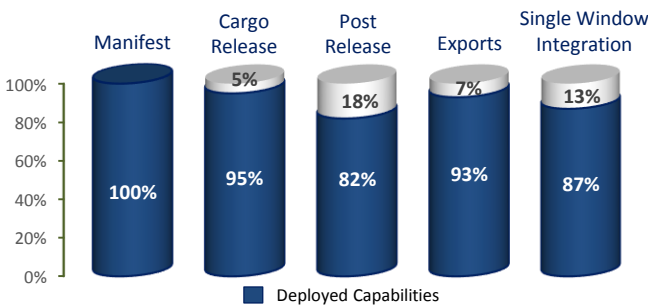


Entry Summary (ES) – Total 3,144 Filers

- 63% (1,522 out of 2,409) of all ES filers in November submitted ACE ES, up from 61% in October.
- 77 filers filed ACE ES for the first time this month, bringing the number of filers filing at least once in ACE to 1,705.
- 189 of the top 200 baseline filers have filed at least one time and they accounted for 80% of total ES (ACE + ACS) volume in November.

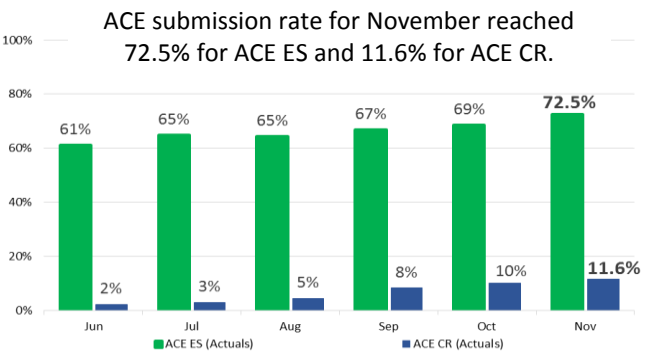


Deployment of Core Capabilities by Themes



- CBP deployed capability to support FAST shipments on November 14.
- AES Direct now available in ACE as of November 30.

ACE Submission Rates



New Entry Type Submission Rates

November 2015			
Entry Types	% of ACE CR by Entry Type	% of ACE Filers by Entry Type	% of ACE Importers by Entry Type
06	0.02%	0.7%	0.3%
23	1.59%	4.0%	2.7%
52	1.04%	30.0%	25.0%

Partner Government Agency (PGA) Pilots

Eight PGA pilots underway with 65 filers for 284 importers.

Program to Date Through November 2015				
	# of ACE Entry Lines	# of ACE Filers	# of ACE Importers	# of Vendors Ready
APHIS (Lacey)	964	25	69	11
FDA	2,076	52	187	10
NHTSA	1,031	14	20	15
Feb PGA	4,071	91	276	NA
AMS	0	0	0	5
APHIS (Core)	0	0	0	2
ATF	3,414	1	15	8
CDC				
DCMA				1
DDTC	0	0	0	6
DEA	0	0	0	TBD
E&C				
EPA	170	12	26	11
FSIS	51	2	4	15
FWS	0	0	0	TBD
NMFS	1	1	1	9
TTB	17	1	2	3
July PGA	3,653	17	48	NA
All PGAs	7,724	Unq. Filers 65	Unq. Importer 284	NA